

UNITED STATES
SECURITIES AND EXCHANGE COMMISSION
Washington, D.C. 20549

SCHEDULE 14A

Proxy Statement Pursuant to Section 14(a) of the
Securities Exchange Act of 1934 (Amendment No.)

Filed by Registrant
Filed by a Party other than the Registrant

Check the appropriate box:

- Preliminary Proxy Statement
 Confidential, for Use of the Commission Only (as permitted by Rule 14a-6(e)(2))
 Definitive Proxy Statement
 Definitive Additional Materials
 Soliciting Material Pursuant to §240.14a-12

BOSTON PROPERTIES, INC.

(Name of Registrant as Specified in Its Charter)

(Name of Person(s) Filing Proxy Statement, if other than the Registrant)

Payment of Filing Fee (Check the appropriate box):

- No fee required.
- Fee computed on table below per Exchange Act Rules 14a-6(i)(1) and 0-11.
- 1) Title of each class of securities to which transaction applies:
-
- 2) Aggregate number of securities to which transaction applies:
-
- 3) Per unit price or other underlying value of transaction computed pursuant to Exchange Act Rule 0-11 (set forth the amount on which the filing fee is calculated and state how it was determined):
-
- 4) Proposed maximum aggregate value of transaction:
-
- 5) Total fee paid:
- Fee paid previously with preliminary materials.
- Check box if any part of the fee is offset as provided by Exchange Act Rule 0-11(a)(2) and identify the filing for which the offsetting fee was paid previously. Identify the previous filing by registration statement number, or the Form or Schedule and the date of its filing.
- 1) Amount Previously Paid:
-
- 2) Form, Schedule or Registration Statement No.:
-
- 3) Filing Party:
-
- 4) Date Filed:
-

Notice of 2015 Annual Meeting of Stockholders and Proxy Statement





April 2, 2015

Dear Stockholder:

You are cordially invited to attend the 2015 annual meeting of stockholders of Boston Properties, Inc. The annual meeting will be held on Tuesday, May 19, 2015 at 10:00 a.m., Eastern Time, at 399 Park Avenue, 13th Floor, New York, New York.

The proxy statement, with the accompanying formal notice of the meeting, describes the matters expected to be acted upon at the meeting. We urge you to review these materials carefully and to use this opportunity to take part in the affairs of Boston Properties by voting on the matters described in the proxy statement. Following the formal portion of the meeting, we will report on the operations of our company and our directors and management team will be available to answer appropriate questions from stockholders.

This year's proxy statement demonstrates our ongoing commitment to provide a clear and detailed discussion of matters that will be addressed at the meeting. We have included a proxy summary that includes highlights of some important policy updates and a snapshot of other information that are discussed in more detail elsewhere in the proxy statement. The Compensation Discussion and Analysis, which begins on page 25, provides a focused discussion of our executive compensation practices that reinforce pay-for-performance and alignment with our stockholders.

Your vote is important. We hope that you will be able to attend the meeting. Whether or not you plan to attend the meeting, please vote as soon as possible. Instructions on how to vote are contained in the proxy statement.

Thank you for your continued support of Boston Properties.

Sincerely,

A handwritten signature in black ink, appearing to read 'Mortimer B. Zuckerman'.

Mortimer B. Zuckerman
Chairman of the Board

Boston Properties, Inc.

800 Boylston Street
Suite 1900
Boston, MA 02199-8103

Notice of 2015 Annual Meeting of Stockholders

- Date:** Tuesday, May 19, 2015
- Time:** 10:00 a.m., Eastern Time
- Place:** 399 Park Avenue, 13th Floor, New York, New York
- Record Date:** You may vote if you were a stockholder of record as of the close of business on March 25, 2015.
- Items of Business:**
1. To elect the eleven nominees for director named in the proxy statement, each to serve for a one-year term and until their respective successors are duly elected and qualified.
 2. To hold an advisory vote on named executive officer compensation.
 3. To ratify the Audit Committee's appointment of PricewaterhouseCoopers LLP as our independent registered public accounting firm for the fiscal year ending December 31, 2015.
 4. To consider and act upon a stockholder proposal concerning an independent board chairman.
 5. To consider and act upon a stockholder proposal concerning the adoption of proxy access.
 6. To consider and act upon a stockholder proposal concerning a policy regarding accelerated vesting of equity awards to senior executives upon a change in control.
 7. To consider and act upon any other matters that are properly brought by or at the direction of the Board of Directors before the annual meeting and at any adjournments or postponements thereof.

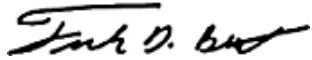
Proxy Voting: If you do not plan to attend the meeting and vote your shares of common stock in person, we urge you to vote your shares as instructed in the proxy statement. If you received a copy of the proxy card by mail, you may sign, date and mail the proxy card in the postage-paid envelope provided.

If your shares of common stock are held by a broker, bank or other nominee, please follow the instructions you receive from your broker, bank or other nominee to have your shares of common stock voted.

Any proxy may be revoked at any time prior to its exercise at the annual meeting.

Important Notice Regarding the Availability of Proxy Materials for the Stockholders Meeting to be Held on May 19, 2015. The proxy statement and our 2014 annual report to stockholders are available at www.edocumentview.com/bxp.

By Order of the Board of Directors



FRANK D. BURT, ESQ.
Secretary

April 2, 2015

PROXY SUMMARY

This summary highlights information contained elsewhere in the proxy statement. This summary does not contain all of the information that you should consider, and you should read the entire proxy statement carefully before voting.

STOCKHOLDER VOTING MATTERS

Voting Matter	Board Vote Recommendation	Page Reference for more information
<i>Management Proposals:</i>		
Item 1 – Election of Directors	FOR each nominee	13
Item 2 – Advisory Vote on Named Executive Officer Compensation	FOR	62
Item 3 – Ratification of Independent Registered Public Accounting Firm	FOR	63
<i>Stockholder Proposals:</i>		
Item 4 – Independent Board Chairman	AGAINST	65
Item 5 – Proxy Access	AGAINST	68
Item 6 – Accelerated Vesting of Equity Awards	AGAINST	69

COMPENSATION POLICY HIGHLIGHTS

Since our 2014 annual meeting of stockholders, we have updated our compensation policies as follows:

Refined Performance Framework

As we committed to doing last year, the Compensation Committee refined a framework that measures our performance against operational, capital and management goals on an absolute basis and compared to other office REITs that we consider direct competitors. This measurement framework was a key component of the overall process used by the Compensation Committee to assess performance and determine executive compensation levels for 2014. The Compensation Committee expects to continue to use this framework in future years. For more information on our 2014 performance, compensation policies and compensation decisions, please see *“Compensation Discussion and Analysis”* on page 25.

Adopted “Double-Trigger” Vesting for Time-Based Equity Awards

The Compensation Committee modified our policy regarding the accelerated vesting of equity awards in connection with a “change of control.” Beginning in 2015, grants of time-based equity awards to executives include “double-trigger” vesting, meaning that, if there is a “change of control” and the awards are not otherwise cancelled in connection with the change of control transaction, they only become fully vested if, within 24 months after the change of control, the executive’s employment is terminated by Boston Properties or its successor without “cause” or the executive resigns for “good reason.”

CORPORATE GOVERNANCE HIGHLIGHTS

Since our 2014 annual meeting of stockholders, we have updated our corporate governance practices as follows:

Lead Independent Director

In 2013 our Board of Directors separated the roles of the Executive Chairman and Chief Executive Officer, and in 2014 our Board of Directors decided to establish a lead independent director role

[Table of Contents](#)

effective immediately following the 2014 annual meeting of stockholders. Our independent directors selected Mr. Ivan G. Seidenberg, who has both extensive executive management and board experience, as our initial lead independent director.

Completed Transition to New Chief Executive Officer

Effective December 31, 2014, our founder, Mr. Mortimer B. Zuckerman, completed his transition from Executive Chairman to non-executive Chairman of the Board. As a result, he is no longer an officer or employee of Boston Properties, but his term as a director remained unchanged by the transition. Mr. Owen D. Thomas continues as our Chief Executive Officer and a director, positions he has held since April 2, 2013.

Adoption of Proxy Access By-Laws

In February 2015, we amended our By-laws to adopt a proxy access right for stockholders, pursuant to which a stockholder, or group of up to five stockholders, meeting specified eligibility requirements, may include director nominees in our proxy materials for annual meetings of our stockholders. Among other requirements, to be eligible to utilize these proxy access provisions, the stockholder or group must have owned at least 3% of the aggregate of the issued and outstanding shares of our common stock continuously for at least the prior three years. The maximum number of director nominees that may be submitted may not exceed 25% of the number of directors then in office. For more information, see *"Proxy Access By-Law Provisions"* on page 12.

SNAPSHOT OF BOARD & GOVERNANCE INFORMATION

Number of Independent Directors Standing for Election	8
Total Number of Director Nominees	11
Average Age of Directors Standing for Election	65.8
Average Tenure of Directors Standing for Election (years)	8.7
Separate Chairman and CEO	Yes
Independent Chairman	No
Lead Independent Director	Yes
3% / 3-Year Proxy Access Right	Yes
Annual Election of All Directors	Yes
Majority Voting for Directors	Yes
Regular Executive Sessions of Independent Directors	Yes
Annual Board and Committee Self-Evaluations	Yes
Disclosure of Policy on Company Political Spending	Yes
Code of Business Conduct and Ethics for Employees and Directors	Yes
Stock Ownership Requirements for Executives	Yes
Stock Ownership Requirements for Directors	Yes
Anti-Hedging, Anti-Short-Sale and Anti-Pledging Policies	Yes
Compensation Clawback Policy	Yes
"Double-Trigger" Vesting for Time-Based Equity Awards	Yes
No Future Tax Gross-Up Provisions	Yes
Target Compensation above Market Median	No

Proxy Statement

Table of Contents

QUESTIONS AND ANSWERS ABOUT THE ANNUAL MEETING	1
Why did I receive a notice in the mail regarding the Internet availability of the proxy materials instead of a paper copy of the proxy materials?	1
What is the purpose of the annual meeting?	1
Who is entitled to vote?	1
May I attend the meeting?	1
What constitutes a quorum?	2
How do I vote?	2
Will other matters be voted on at the annual meeting?	3
May I revoke my proxy instructions?	3
What is householding?	3
How can I access Boston Properties' proxy materials electronically?	4
CORPORATE GOVERNANCE PRINCIPLES AND BOARD MATTERS	4
The Board of Directors	4
Board Committees	8
Consideration of Director Nominees	10
Proxy Access By-Law Provisions	12
Communications with the Board	12
Corporate Governance Guidelines	13
Code of Business Conduct and Ethics	13
Policy on Company Political Spending	13
PROPOSAL 1: ELECTION OF DIRECTORS	13
Introduction	13
Vote Required	13
Recommendation	14
Information Regarding the Nominees and Executive Officers	14
PRINCIPAL AND MANAGEMENT STOCKHOLDERS	21
Section 16(a) Beneficial Ownership Reporting Compliance	24
COMPENSATION DISCUSSION AND ANALYSIS	25
Executive Summary	25
Our 2014 Performance	27
Alignment of Pay with Performance	31
Rigorous Performance-Based Programs	32
Company Peer Group and Compensation Advisor's Assessment	35
Role of Management in Compensation Decisions	36
What We Pay and Why	37
Other Compensation Policies	41
Assessment of Compensation-Related Risks	46
COMPENSATION COMMITTEE REPORT	46

Table of Contents

<u>COMPENSATION OF EXECUTIVE OFFICERS</u>	47
<u>Summary Compensation Table</u>	47
<u>2014 Grants of Plan-Based Awards</u>	49
<u>Outstanding Equity Awards at December 31, 2014</u>	50
<u>2014 Option Exercises and Stock Vested</u>	52
<u>Nonqualified Deferred Compensation</u>	52
<u>Potential Payments Upon Termination or Change in Control</u>	54
<u>COMPENSATION OF DIRECTORS</u>	58
<u>Director Compensation</u>	60
<u>Director Stock Ownership Guidelines</u>	61
<u>COMPENSATION COMMITTEE INTERLOCKS AND INSIDER PARTICIPATION</u>	61
<u>PROPOSAL 2: ADVISORY VOTE ON NAMED EXECUTIVE OFFICER COMPENSATION</u>	62
<u>Proposal</u>	62
<u>Vote Required</u>	62
<u>Recommendation</u>	62
<u>PROPOSAL 3: RATIFICATION OF APPOINTMENT OF INDEPENDENT REGISTERED PUBLIC ACCOUNTING FIRM</u>	63
<u>Proposal</u>	63
<u>Fees</u>	63
<u>Auditor Fees Policy</u>	64
<u>Vote Required</u>	64
<u>Recommendation</u>	64
<u>AUDIT COMMITTEE REPORT</u>	64
<u>PROPOSAL 4: STOCKHOLDER PROPOSAL</u>	65
<u>Proposal</u>	65
<u>Proponent's Supporting Statement</u>	65
<u>Boston Properties' Statement in Opposition</u>	66
<u>Vote Required</u>	67
<u>Recommendation</u>	67
<u>PROPOSAL 5: STOCKHOLDER PROPOSAL</u>	68
<u>Proposal</u>	68
<u>Proponent's Supporting Statement</u>	68
<u>Boston Properties' Statement in Opposition</u>	68
<u>Vote Required</u>	69
<u>Recommendation</u>	69

[Table of Contents](#)

PROPOSAL 6: STOCKHOLDER PROPOSAL	69
Proposal	69
Proponent's Supporting Statement	69
Boston Properties' Statement in Opposition	70
Vote Required	71
Recommendation	72
CERTAIN RELATIONSHIPS AND RELATED PERSON TRANSACTIONS	72
OTHER MATTERS	73
Expenses of Solicitation	73
Stockholder Proposals for the 2016 Annual Meeting	74
APPENDIX A	A-1
Adjusted Net Debt to Combined EBITDA Reconciliation	A-1



April 2, 2015

PROXY STATEMENT

This proxy statement is being made available to stockholders of Boston Properties, Inc. (“we,” “us,” “our,” “Boston Properties” or the “Company”) on or about April 2, 2015 via the Internet or by delivering printed copies by mail, and is furnished in connection with the solicitation of proxies by the Board of Directors of Boston Properties, Inc. for use at the 2015 annual meeting of stockholders of Boston Properties, Inc. to be held on Tuesday, May 19, 2015 at 10:00 a.m., Eastern Time, at 399 Park Avenue, 13th Floor, New York, New York, and at any adjournments or postponements thereof.

QUESTIONS AND ANSWERS ABOUT THE ANNUAL MEETING

Why did I receive a notice in the mail regarding the Internet availability of the proxy materials instead of a paper copy of the proxy materials?

As permitted by rules adopted by the Securities and Exchange Commission (“SEC”), we are making this proxy statement and our 2014 annual report, including a copy of our annual report on Form 10-K and financial statements for the year ended December 31, 2014, available to our stockholders electronically via the Internet. On or about April 2, 2015, we began mailing to many of our stockholders a Notice of Internet Availability of Proxy Materials (“Notice”) containing instructions on how to access this proxy statement and our annual report online, as well as instructions on how to vote. Also on or about April 2, 2015, we began mailing printed copies of these proxy materials to stockholders that have requested printed copies. If you received a Notice by mail, you will not receive a printed copy of the proxy materials in the mail unless you request a copy. Instead, the Notice instructs you on how to access and review all of the important information contained in the proxy statement and annual report. The Notice also instructs you on how you may vote via the Internet. If you received a Notice by mail and would like to receive a printed copy of our proxy materials, you should follow the instructions for requesting such materials included in the Notice. Our 2014 annual report is not part of the proxy solicitation material.

What is the purpose of the annual meeting?

At the annual meeting, stockholders will be asked to vote upon the matters set forth in the accompanying notice of annual meeting, including the election of directors, an advisory resolution on named executive officer compensation, the ratification of the appointment of our independent registered public accounting firm and, if properly presented, consideration of three stockholder proposals.

Who is entitled to vote?

If you were a stockholder of record as of the close of business on March 25, 2015, which is referred to in this proxy statement as the “record date,” you are entitled to receive notice of the annual meeting and to vote the shares of common stock that you held as of the close of business on the record date. Each stockholder is entitled to one vote for each share of common stock held by such stockholder on the record date.

May I attend the meeting?

All stockholders of record of shares of common stock of Boston Properties, Inc. at the close of business on the record date, or their designated proxies, are authorized to attend the annual meeting. Each stockholder and proxy will be asked to present a valid government-issued photo identification, such as

[Table of Contents](#)

a driver's license or passport, before being admitted. If you are not a stockholder of record but you hold your shares in "street name" (i.e., your shares are held in an account maintained by a bank, broker or other nominee), then you should provide proof of beneficial ownership as of the record date, such as an account statement reflecting your stock ownership as of the record date, a copy of the voting instruction card provided by your broker, bank or other nominee, or other similar evidence of ownership. We reserve the right to determine the validity of any purported proof of beneficial ownership. If you do not have proof of ownership, you may not be admitted to the annual meeting. Cameras, recording devices and other electronic devices will not be permitted, and attendees may be subject to security inspections and other security precautions. You may obtain directions to the annual meeting on our website at <http://www.bostonproperties.com/proxy>.

What constitutes a quorum?

The presence, in person or by proxy, of holders of at least a majority of the total number of outstanding shares of common stock entitled to vote is necessary to constitute a quorum for the transaction of business at the annual meeting. As of the record date, there were 153,402,107 shares of common stock outstanding and entitled to vote at the annual meeting. Each share of common stock outstanding on the record date is entitled to one vote on each matter properly submitted at the annual meeting and, with respect to the election of directors, one vote for each director to be elected. Abstentions or "broker non-votes" (i.e., shares represented at the meeting held by brokers, as to which instructions have not been received from the beneficial owners or persons entitled to vote such shares and with respect to which, on one or more but not all matters, the broker does not have discretionary voting power to vote such shares) will be counted for purposes of determining whether a quorum is present for the transaction of business at the annual meeting.

How do I vote?

Voting in Person at the Meeting

If you are a stockholder of record and attend the annual meeting, you may vote in person at the meeting. If your shares of common stock are held in street name and you wish to vote in person at the meeting, you will need to obtain a "legal proxy" from the broker, bank or other nominee that holds your shares of common stock of record.

Voting by Proxy for Shares Registered Directly in the Name of the Stockholder

If you hold your shares of common stock in your own name as a holder of record with our transfer agent, Computershare Trust Company, N.A., you may instruct the proxy holders named in the proxy card how to vote your shares of common stock in one of the following ways:

- ***Vote by Internet.*** You may vote via the Internet by following the instructions provided in the Notice or, if you received printed materials, on your proxy card. The website for Internet voting is printed on the Notice and also on your proxy card. Please have your Notice or proxy card in hand. Internet voting is available 24 hours per day until 11:59 p.m., Eastern Time, on May 18, 2015. You will receive a series of instructions that will allow you to vote your shares of common stock. You will also be given the opportunity to confirm that your instructions have been properly recorded.
If you vote via the Internet, you do not need to return your proxy card.
- ***Vote by Telephone.*** If you received printed copies of the proxy materials, you also have the option to vote by telephone by calling the toll-free number listed on your proxy card. Telephone voting is available 24 hours per day until 11:59 p.m., Eastern Time, on May 18, 2015. When you call, please have your proxy card in hand. You will receive a series of voice instructions that will allow you to vote your shares of common stock. You will also be given the opportunity to confirm that your instructions have been properly recorded. If you did not receive printed materials and would like to vote by telephone, you must request printed copies of the proxy materials by following the instructions on your Notice.

If you vote by telephone, you do not need to return your proxy card.

- **Vote by Mail.** If you received printed materials, and would like to vote by mail, then please mark, sign and date your proxy card and return it promptly to our transfer agent, Computershare Trust Company, N.A., in the postage-paid envelope provided. If you did not receive printed materials and would like to vote by mail, you must request printed copies of the proxy materials by following the instructions on your Notice.

Voting by Proxy for Shares Registered in Street Name

If your shares of common stock are held in street name, then you will receive instructions from your broker, bank or other nominee that you must follow in order to have your shares of common stock voted.

Will other matters be voted on at the annual meeting?

We are not currently aware of any other matters to be presented at the annual meeting other than those described in this proxy statement. If any other matters not described in the proxy statement are properly presented at the meeting, any proxies received by us will be voted in the discretion of the proxy holders.

May I revoke my proxy instructions?

You may revoke your proxy at any time before it has been exercised by:

- filing a written revocation with the Secretary of Boston Properties, Inc., 800 Boylston Street, Suite 1900, Boston, Massachusetts 02199-8103;
- submitting a new proxy by telephone, Internet or proxy card after the time and date of the previously submitted proxy; or
- appearing in person and voting by ballot at the annual meeting.

If you are a stockholder of record as of the record date attending the annual meeting you may vote in person whether or not a proxy has been previously given, but your presence (without further action) at the annual meeting will not constitute revocation of a previously given proxy.

What is householding?

If you and other residents at your mailing address own shares of common stock in street name, your broker, bank or other nominee may have sent you a notice that your household will receive only one annual report, Notice of Internet Availability of Proxy Materials, notice of annual meeting and/or proxy statement. This procedure, known as "householding," is intended to reduce the volume of duplicate information stockholders receive and also reduce our printing and postage costs. Under applicable law, if you consented or were deemed to have consented, your broker, bank or other nominee may send one copy of our annual report, Notice of Internet Availability of Proxy Materials, notice of annual meeting and/or proxy statement to your address for all residents that own shares of common stock in street name. If you wish to revoke your consent to householding, you must contact your broker, bank or other nominee. If you are receiving multiple copies of our annual report, Notice of Internet Availability of Proxy Materials, notice of annual meeting and/or proxy statement, you may be able to request householding by contacting your broker, bank or other nominee.

If you wish to request extra copies free of charge of our annual report or proxy statement, please send your request to Investor Relations, Boston Properties, Inc., 800 Boylston Street, Suite 1900, Boston, Massachusetts 02199-8103; call us with your request at (617) 236-3322; or visit our website at <http://www.bostonproperties.com>.

How can I access Boston Properties' proxy materials electronically?

This proxy statement and our 2014 annual report are available at <http://www.edocumentview.com/bxp>. Instead of receiving copies of our future annual reports, proxy statements, proxy cards and, when applicable, Notices of Internet Availability of Proxy Materials, by mail, we encourage you to elect to receive an email that will provide electronic links to our proxy materials and also will give you an electronic link to the proxy voting site. Choosing to receive your future proxy materials online will save us the cost of producing and mailing the proxy materials or Notices of Internet Availability of Proxy Materials to you and help conserve natural resources. You may sign up for electronic delivery by visiting <http://www.bostonproperties.com/proxy>.

CORPORATE GOVERNANCE PRINCIPLES AND BOARD MATTERS

The Board of Directors

Composition of the Board of Directors

Boston Properties is currently governed by an eleven-member Board of Directors. The current members of our Board of Directors are Mortimer B. Zuckerman, Carol B. Einiger, Dr. Jacob A. Frenkel, Joel I. Klein, Douglas T. Linde, Matthew J. Lustig, Alan J. Patricof, Ivan G. Seidenberg, Owen D. Thomas, Martin Turchin and David A. Twardock.

At the 2015 annual meeting of stockholders, directors will be elected to hold office for a one-year term expiring at the 2016 annual meeting of stockholders or until his or her successor is duly elected and qualified or until his or her earlier resignation or removal. Any director appointed to our Board of Directors to fill a vacancy will hold office for a term expiring at the next annual meeting of stockholders following such appointment.

Leadership Structure

Our Board of Directors has separated the roles of the Chairman and Chief Executive Officer and, as described in more detail below, established a lead independent director role in 2014. Currently, Mr. Zuckerman serves as non-executive Chairman of the Board, Mr. Thomas serves as Chief Executive Officer and Mr. Seidenberg serves as our lead independent director. Our Board of Directors believes that the Company is best served with this leadership structure, which provides us with the continued benefits of the experience, knowledge and vision of Mr. Zuckerman, who co-founded Boston Properties in 1970 and has served as the Chairman of our Board of Directors since our initial public offering in June 1997, particularly following the completion of the transition of Chief Executive Officer responsibilities to Mr. Thomas at the end of 2014. In addition, our Board of Directors believes the lead independent director role enhances and provides further assurances to our stockholders regarding the strong independent oversight exercised by our Board of Directors.

Our Board of Directors encourages strong communication among all of our independent directors and the Chairman and believes that it is able to effectively provide independent oversight of Boston Properties' business and affairs, including risks facing Boston Properties, without an independent Chairman, through the composition of our Board of Directors, the strong leadership of the independent directors and the independent committees of our Board of Directors, and the other corporate governance processes already in place. In addition, our lead independent director will be selected annually by our independent directors and has well-defined, substantive responsibilities that include, among others that may be assigned from time to time:

- presiding at all meetings of our Board of Directors at which the Chairman is not present, including executive sessions of independent directors;
- serving as a liaison between the Chairman and the independent directors;
- approving information sent to our Board of Directors;

[Table of Contents](#)

- approving meeting agendas and meeting schedules for our Board of Directors to assure that there is sufficient time for discussion of all agenda items;
- having the authority to call meetings of the independent directors of our Board of Directors; and
- if requested by major stockholders, ensuring that he or she is available for consultation and direct communication.

The lead independent director role is intended to complement the effective independent oversight our Board of Directors already has in place.

Director Independence

Under the rules of the NYSE, a majority of the Board of Directors must qualify as “independent directors.” To qualify as an “independent director,” the Board of Directors must affirmatively determine that the director has no material relationship with us (either directly or as a partner, shareholder or officer of an organization that has a relationship with us). Our Board of Directors established categorical standards to assist it in making the required independence determinations.

Under these categorical standards, any relationship with us shall be deemed not material if:

1. The relationship does not preclude a finding of independence under Sections 303A.02(b)(i) through 303A.02(b)(v) of the New York Stock Exchange Listed Company Manual (the “NYSE Disqualifying Rules”);
2. The relationship does not involve any of the following, whether currently existing or occurring since the end of the last fiscal year or during the past three fiscal years:
 - (a) a director being an executive officer of, or owning, or having owned, of record or beneficially in excess of ten percent (10%) equity interest in, any business or professional entity that has made during any of such fiscal years, or proposes to make during the Company’s current fiscal year, payments to the Company, an executive officer of the Company or an entity controlled by an executive officer of the Company for property or services in excess of five percent (5%) of: (i) the Company’s consolidated gross revenues for such fiscal year (or, in the case of proposed payments, its last fiscal year), or (ii) the other entity’s consolidated gross revenues for such fiscal year (or, in the case of proposed payments, its last fiscal year);
 - (b) a director being an executive officer of, or owning, or having owned, of record or beneficially in excess of ten percent (10%) equity interest in, any business or professional entity to which the Company, an executive officer of the Company or an entity controlled by an executive officer of the Company has made during any of such fiscal years, or proposes to make during the Company’s current fiscal year, payments for property or services in excess of five percent (5%) of: (i) the Company’s consolidated gross revenues for such fiscal year (or, in the case of proposed payments, its last fiscal year), or (ii) the other entity’s consolidated gross revenues for such fiscal year (or, in the case of proposed payments, its last fiscal year);
 - (c) a director or an immediate family member of the director being an officer, director or trustee of a charitable organization where the annual discretionary charitable contributions of the Company, an executive officer of the Company or an entity controlled by an executive officer of the Company in any single year to the charitable organization exceeded the greater of \$1 million or two percent (2%) of that organization’s consolidated gross revenues for the fiscal year;
 - (d) a director or an immediate family member of a director being indebted to the Company, an executive officer of the Company or an entity controlled by an executive officer of the Company in an amount in excess of \$120,000;
 - (e) a director being an executive officer, partner or greater than 10% equity owner of an entity, or being a trustee or a substantial beneficiary of a trust or estate, indebted to the Company, an

[Table of Contents](#)

executive officer of the Company or an entity controlled by an executive officer of the Company in an amount in excess of the greater of \$120,000 or 5% of such entity's total consolidated assets, or to whom the Company or an entity controlled by an executive officer of the Company is indebted (other than with respect to (i) any publicly traded debt securities of the Company or such entity or (ii) non-recourse loans secured by real estate where both the lender and the Company or such entity intend for the lender to transfer all right to, and control over, the loan within 12 months and the documentation includes customary provisions for loans targeted at the commercial mortgage backed securities (CMBS) or collateralized debt obligation (CDO) markets) in an amount in excess of 5% of the Company's or such entity's total consolidated assets;

- (f) a transaction or currently proposed transaction (other than relating to the ownership of securities), which involved or involves the direct or indirect payment in a single year of in excess of \$120,000 from the Company, an executive officer of the Company or an entity controlled by an executive officer of the Company to a director or an immediate family member of a director;
- (g) a director or an immediate family member of a director being an executive officer, general or managing partner or owner of more than 10% of the outstanding equity securities of an entity that has a co-investment or is a joint venture partner with the Company where the amount of the entity's equity investment in any single year exceeds the greater of \$1 million or 2% of the total consolidated assets of the entity; or
- (h) a director or an immediate family member of a director being an executive officer, general or managing partner or owner of more than 10% of the outstanding equity securities of an entity (other than the Company) in which an executive officer of the Company or an entity controlled by an executive officer of the Company is an executive officer, general or managing partner or owner of more than 10% of the outstanding equity securities of the entity.

For purposes of these standards, "immediate family" member has the same meaning as in the NYSE Disqualifying Rules.

Relationships not specifically deemed not material by the above categorical standards may, in the Board's judgment, be deemed not to be material.

Messrs. Klein, Lustig, Patricof, Seidenberg and Turchin qualify as independent directors under NYSE rules because none of them (1) have any relationships that would disqualify him from being considered independent under the minimum objective standards contained in the NYSE rules or (2) have any relationships other than those deemed to be immaterial under the categorical standards adopted by the Board.

The Board of Directors also concluded that each member of the Compensation Committee, Ms. Einiger and Messrs. Frenkel and Twardock, qualifies as an independent director under NYSE rules because none of them (1) have any relationships that would disqualify him or her from being considered independent under the minimum objective standards contained in the NYSE rules, (2) have any relationships other than those deemed to be immaterial under the categorical standards adopted by the Board, or (3) except as set forth herein, have any relationship specifically relevant to his or her Compensation Committee membership.

In determining that Dr. Frenkel qualified as an independent director for purposes of his service on the Compensation Committee, the Board considered Dr. Frenkel's position as the Chairman of JPMorgan Chase International and a member of the executive committee of JPMorgan Chase & Co. Affiliates of JPMorgan Chase & Co. are commercial lenders to the Company and tenants in the Company's properties and have acted as underwriters or sales agents for securities offerings of the Company. The Board's conclusion that Dr. Frenkel is independent was based on the following information, which in the view of the Board demonstrates the relatively *de minimis* nature of these transactions as they relate to Dr. Frenkel's independence: (1) the Company's long-standing relationship with JPMorgan Chase &

[Table of Contents](#)

Co. predates Dr. Frenkel's appointment to the board; (2) Dr. Frenkel receives no benefit, directly or indirectly, with regard to these transactions; (3) Dr. Frenkel does not have any direct or indirect decision making authority or any other role, in any capacity, relating to these transactions; and (4) these transactions were arms' length transactions undertaken in the ordinary course of business.

Risk Oversight

Our Board of Directors plays an important role in the risk oversight of Boston Properties. Our Board of Directors is involved in risk oversight through direct decision-making authority with respect to significant matters and the oversight of management by our Board of Directors and its committees. In particular, our Board of Directors administers its risk oversight function through (1) the review and discussion of regular periodic reports to our Board of Directors and its committees on topics relating to the risks that Boston Properties faces, including, among others, market conditions, tenant concentrations and credit worthiness, leasing activity and expirations, the status of current and anticipated development projects, compliance with debt covenants, management of debt maturities, access to debt and equity capital markets, existing and potential legal claims against Boston Properties and various other matters relating to Boston Properties' business, (2) the required approval by our Board of Directors (or a committee thereof) of significant transactions and other decisions, including, among others, acquisitions and dispositions of properties, development projects, new borrowings and the appointment and retention of Boston Properties' senior management, (3) the direct oversight of specific areas of Boston Properties' business by the Audit, Compensation and Nominating and Corporate Governance Committees, and (4) regular periodic reports from Boston Properties' independent registered public accounting firm and other outside consultants regarding various areas of potential risk, including, among others, those relating to the qualification of Boston Properties as a REIT for tax purposes and Boston Properties' internal control over financial reporting. Our Board of Directors also relies on management to bring significant matters impacting Boston Properties to its attention.

Pursuant to the Audit Committee's charter, the Audit Committee is specifically responsible for discussing the guidelines and policies that govern the process by which Boston Properties' exposure to risk is assessed and managed by management. As part of this process, the Audit Committee oversees the planning and conduct of an annual risk assessment that is designed to identify and analyze risks to achieving Boston Properties' business objectives. The results of the risk assessment are then discussed with management and used to develop Boston Properties' annual internal audit plan. In addition, as one component of Boston Properties' anti-fraud program, Boston Properties, under the supervision of the Audit Committee, established a hotline available to all employees for the anonymous and confidential submission of complaints relating to any matter to encourage employees to report questionable activities directly to our senior management and the Audit Committee.

Because of the role of our Board of Directors in the risk oversight of Boston Properties, our Board of Directors believes that any leadership structure that it adopts must allow it to effectively oversee the management of the risks relating to Boston Properties' operations. Our Board of Directors recognizes that there are different leadership structures that could allow it to effectively oversee the management of the risks relating to Boston Properties' operations, and while our Board believes its current leadership structure enables it to effectively manage such risks, it was not the primary reason our Board of Directors selected its current leadership structure over other potential alternatives. See the discussion under the heading "*Leadership Structure*" above for a discussion of why our Board of Directors has determined that its current leadership structure is appropriate.

Meetings

Our Board of Directors met nine times during 2014. Each incumbent director attended at least 75% of the aggregate of (1) the total number of meetings of our Board of Directors held during the period for which he or she has been a director and (2) the total number of meetings of all committees of our Board of Directors on which the director served during the periods that he or she served. Directors are

[Table of Contents](#)

expected to attend annual meetings of our stockholders in person unless doing so is impracticable due to unavoidable conflicts. All directors then serving attended the 2014 annual meeting of stockholders.

Directors who qualify as “non-management” within the meaning of the NYSE rules meet on a regular basis in executive sessions without management participation. The executive sessions occur after each regularly scheduled meeting of the entire Board and at such other times that the non-management directors deem appropriate. Each director has the right to call an executive session. In addition, at least once per year, an executive session is held with only independent directors present and is chaired by our lead independent director.

Board Committees

Our Board of Directors has the following three committees: (1) Audit, (2) Compensation and (3) Nominating and Corporate Governance. The membership and the function of each of these committees is described below.

	Audit	Compensation	Nominating and Corporate Governance
Carol B. Einiger		ü	
Dr. Jacob A. Frenkel		ü	Chair
Joel I. Klein	ü		ü
Alan J. Patricof(1)	Chair		ü
David A. Twardock(1)	ü	Chair	
Number of meetings held during 2014	8	5	3

(1) Our Board of Directors determined that each of Messrs. Patricof and Twardock qualifies as an “audit committee financial expert” as that term is defined in the rules of the SEC.

Audit Committee

Our Board of Directors has established an Audit Committee consisting of Messrs. Patricof (Chair), Klein and Twardock. The Audit Committee operates pursuant to a charter that was approved by our Board of Directors and that is reviewed and reassessed at least annually. The Audit Committee, among other functions, (1) has the sole authority to appoint, retain, terminate and determine the compensation of our independent accountants, (2) reviews with our independent registered public accounting firm the scope and results of the audit engagement, (3) approves professional services provided by our independent registered public accounting firm and (4) reviews the independence of our independent accountants. Each member of the Audit Committee is “independent” as that term is defined in the rules of the SEC and the applicable NYSE rules. For additional disclosures regarding the Audit Committee, including the Audit Committee Report, see “*Proposal 3: Ratification of Appointment of Independent Registered Public Accounting Firm*” beginning on page 63.

Compensation Committee

Our Board of Directors has established a Compensation Committee consisting of Messrs. Twardock (Chair) and Frenkel and Ms. Einiger. None of the members of the Compensation Committee is an employee of Boston Properties and each of them is an independent director under the NYSE rules.

The Compensation Committee operates pursuant to a charter that was approved by our Board of Directors and that is reviewed and reassessed at least annually. The Compensation Committee’s responsibilities include, among other duties, the responsibility to (1) review and approve the corporate goals and objectives relevant to the compensation of the Chairman, the Chief Executive Officer and certain designated senior executive officers, (2) evaluate the performance of the Chairman, the Chief Executive Officer and designated senior executive officers in light of such goals and objectives and determine and approve compensation of such officers based on such evaluation, (3) review and

[Table of Contents](#)

approve the compensation of other executive officers, (4) review and approve grants and awards under all incentive-based compensation plans and equity-based plans and (5) perform other functions or duties deemed appropriate by our Board of Directors.

The Compensation Committee makes all compensation decisions for all executive officers. With respect to compensation decisions relating to executive officers other than the Chairman, the Compensation Committee takes into consideration recommendations made by the Chairman, the Chief Executive Officer and the President. Decisions regarding the non-equity compensation of other officers and employees are made by the Chairman, the Chief Executive Officer and the President. The Compensation Committee reviews and approves all equity awards for all other officers and employees although it has delegated limited authority to the Chief Executive Officer to make equity grants to employees who are not executive officers. In 2012, 2013 and 2014 the Compensation Committee engaged FPL Associates L.P. ("FPL") to assist the committee in determining the amount and form of executive compensation. Information concerning the nature and scope of FPL's assignments and related disclosures is included under "*Compensation Discussion and Analysis*" beginning on page 25. We have concluded that the work of FPL did not raise any conflict of interest. The Compensation Committee also reviews and makes recommendations to the full Board of Directors regarding the compensation of non-employee directors.

The Compensation Committee Report is included in this proxy statement on page 46.

Nominating and Corporate Governance Committee

Our Board of Directors has established a Nominating and Corporate Governance Committee (the "NCG Committee") consisting of Messrs. Frenkel (Chair), Klein and Patricof, each of whom is an independent director under the NYSE rules. The NCG Committee operates pursuant to a charter that was approved by our Board of Directors and that is reviewed and reassessed at least annually. Under its charter, the NCG Committee is responsible for developing and annually reviewing and recommending to the Board a set of corporate governance guidelines. These corporate governance guidelines provide that the NCG Committee, together with our Chairman and our Chief Executive Officer, is responsible for coordinating succession planning by the Board. The NCG Committee, among other functions specified in its charter, is also responsible for identifying individuals qualified to become Board members, consistent with criteria established by the NCG Committee, and recommending to the Board director nominees for election at each annual meeting of stockholders. In addition, the NCG Committee is responsible for establishing a policy with regard to the consideration by the NCG Committee of director candidates recommended by securityholders, establishing procedures to be followed by securityholders submitting such recommendations and establishing a process for identifying and evaluating nominees for the Board, including nominees recommended by securityholders.

Committee Charters

A copy of each of our Audit Committee, Compensation Committee and NCG Committee Charters is available on our website at <http://www.bostonproperties.com> under the heading "Corporate Governance."

Other Committees

Our Board of Directors also has (1) a Special Transactions Committee, the current members of which are Messrs. Thomas and Linde, which may approve acquisitions, dispositions, financings and refinancings involving amounts less than \$25 million and may approve refinancings in amounts greater than \$25 million if the existing debt is increasing by less than \$25 million, and (2) a Significant Transactions Committee, the current members of which are Messrs. Zuckerman, Thomas, Linde and Lustig, which may approve acquisitions, dispositions, financings and refinancings involving amounts equal to or greater than \$25 million but less than \$200 million and may approve refinancings in

[Table of Contents](#)

amounts greater than \$200 million if the existing debt is increasing by less than \$200 million. To be effective, approval by the Significant Transactions Committee requires that the independent director serving on the committee approve the transaction. In connection with the completion of his transition to non-executive Chairman of the Board, Mr. Zuckerman resigned from the Special Transactions Committee on December 31, 2014. The Special Transactions Committee held numerous informal meetings and took action by written consent six times during 2014. The Significant Transactions Committee met one time and took action by written consent two times during 2014.

Our Board of Directors may from time to time establish other special or standing committees to facilitate the management of Boston Properties or to discharge specific duties delegated to the committee by the full Board of Directors.

Consideration of Director Nominees

Securityholder Recommendations

The NCG Committee's current policy is to review and consider any director candidates who have been recommended by securityholders in compliance with the procedures established from time to time by the NCG Committee. All securityholder recommendations for director candidates must be submitted to our Secretary at Boston Properties, Inc., 800 Boylston Street, Suite 1900, Boston, MA 02199-8103, who will forward all recommendations to the NCG Committee. We did not receive any securityholder recommendations for director candidates for election at the 2015 annual meeting in compliance with the procedures set forth below. All securityholder recommendations for director candidates for election at the 2016 annual meeting of stockholders must be submitted to our Secretary on or before December 4, 2015 and must include the following information:

- the name and address of record of the securityholder;
- a representation that the securityholder is a record holder of our securities, or if the securityholder is not a record holder, evidence of ownership in accordance with Rule 14a-8(b)(2) under the Securities Exchange Act of 1934;
- the name, age, business and residential address, educational background, current principal occupation or employment, and principal occupation or employment for the preceding five (5) full fiscal years of the proposed director candidate;
- a description of the qualifications and background of the proposed director candidate which addresses the minimum qualifications and other criteria for Board membership as approved by the Board from time to time;
- a description of all arrangements or understandings between the securityholder and the proposed director candidate;
- the consent of the proposed director candidate (1) to be named in the proxy statement relating to our annual meeting of stockholders and (2) to serve as a director if elected at such annual meeting; and
- any other information regarding the proposed director candidate that is required to be included in a proxy statement filed pursuant to the rules of the SEC.

Board Membership Criteria

The NCG Committee has established criteria for NCG Committee-recommended director nominees. These criteria include the following specific, minimum qualifications that the NCG Committee believes must be met by an NCG Committee-recommended nominee for a position on the Board:

- the candidate must have experience at a strategic or policymaking level in a business, government, non-profit or academic organization of high standing;

[Table of Contents](#)

- the candidate must be highly accomplished in his or her respective field, with superior credentials and recognition;
- the candidate must be well regarded in the community and must have a long-term reputation for high ethical and moral standards;
- the candidate must have sufficient time and availability to devote to our affairs, particularly in light of the number of boards on which the nominee may serve;
- the candidate's principal business or occupation must not be such as to place the candidate in competition with us or conflict with the discharge of a director's responsibilities to us and our stockholders; and
- to the extent the candidate serves or has previously served on other boards, the candidate must have a history of actively contributing at board meetings.

In addition to the minimum qualifications for each nominee set forth above, the NCG Committee will recommend director candidates to the full Board for nomination, or present director candidates to the full Board for consideration, to help ensure that:

- a majority of the Board of Directors will be "independent" as defined by the NYSE rules;
- each of its Audit, Compensation and NCG Committees will be comprised entirely of independent directors; and
- at least one member of the Audit Committee will have such experience, education and other qualifications necessary to qualify as an "audit committee financial expert" as defined by the rules of the SEC.

Finally, in addition to any other standards the NCG Committee may deem appropriate from time to time for the overall structure and composition of the Board, the NCG Committee may consider the following factors when recommending director candidates to the full Board for nomination, or presenting director candidates to the full Board for consideration:

- whether the candidate has direct experience in the real estate industry or in the markets in which we operate; and
- whether the candidate, if elected, assists in achieving a mix of Board members that represents a diversity of background and experience.

Identifying and Evaluating Nominees

The NCG Committee may solicit recommendations for director nominees from any or all of the following sources: non-management directors, the Chairman, the Chief Executive Officer, other executive officers, third-party search firms or any other source it deems appropriate.

The NCG Committee will review and evaluate the qualifications of any proposed director candidate that it is considering or has been recommended to it by a securityholder in compliance with the NCG Committee's procedures for that purpose, and conduct inquiries it deems appropriate into the background of these proposed director candidates. In identifying and evaluating proposed director candidates, the NCG Committee may consider, in addition to the minimum qualifications for NCG Committee-recommended director nominees, all facts and circumstances that it deems appropriate or advisable, including, among other things, the skills of the proposed director candidate, his or her depth and breadth of business experience, his or her independence and the needs of our Board. Neither the NCG Committee nor the Board has a specific policy with regard to the consideration of diversity in identifying director nominees, although both may consider diversity when identifying and evaluating proposed director candidates. As noted above, the NCG Committee, when recommending director candidates to the full Board for nomination, may consider whether a director candidate, if elected, assists in achieving a mix of Board members that represents a diversity of background and experience. Other than circumstances in which we may be legally required by contract or otherwise to provide third

[Table of Contents](#)

parties with the ability to nominate directors, the NCG Committee will evaluate all proposed director candidates that it considers or who have been properly recommended to it by a securityholder based on the same criteria and in substantially the same manner, with no regard to the source of the initial recommendation of the proposed director candidate.

Proxy Access By-Law Provisions

On February 24, 2015, we amended our By-laws to adopt a proxy access right for stockholders, pursuant to which a stockholder, or group of no more than five stockholders, meeting specified eligibility requirements, may include director nominees in our proxy materials for annual meetings of our stockholders. In order to be eligible to utilize these proxy access provisions, a stockholder, or group of stockholders, must, among other requirements:

- have owned shares of common stock equal to at least 3% of the aggregate of the issued and outstanding shares of common stock continuously for at least the prior three years;
- represent that such shares were acquired in the ordinary course of business and not with the intent to change or influence control and that such stockholder or group does not presently have such intent; and
- provide a notice requesting the inclusion of director nominees in our proxy materials and provide other required information to us not less than 120 days prior to the anniversary of the date of the proxy statement for the prior year's annual meeting of stockholders (with adjustments if the date for the upcoming annual meeting of stockholders is more than 30 days before or more than 60 days after the anniversary date of the prior year's annual meeting).

For purposes of the foregoing requirements, issued and outstanding common units, other than those owned by us, Boston Properties Limited Partnership (the "Operating Partnership") or any of their directly or indirectly wholly owned subsidiaries and excluding issued and outstanding long term incentive units, will be treated as issued and outstanding shares of common stock.

Additionally, all director nominees submitted through these provisions must be independent and meet specified additional criteria, and stockholders will not be entitled to utilize this proxy access right at an annual meeting if we receive notice through our traditional advanced notice by-law provisions that a stockholder intends to nominate a director at such meeting. The maximum number of director nominees that may be submitted pursuant to these provisions may not exceed 25% of the number of directors then in office.

The foregoing proxy access right is subject to additional eligibility, procedural and disclosure requirements set forth in our By-laws.

Communications with the Board

Stockholders and other interested parties who wish to communicate with any of our directors or the Board of Directors as a group, may do so by writing to them at [Name(s) of Director(s)/Board of Directors of Boston Properties, Inc.], c/o Compliance Officer, Boston Properties, Inc., 800 Boylston Street, Suite 1900, Boston, MA 02199-8103.

Stockholders and other interested parties who wish to contact the Audit Committee to report complaints or concerns regarding accounting, internal accounting controls or auditing matters, may do so by writing to the Chair of the Audit Committee of Boston Properties, Inc., c/o Compliance Officer, Boston Properties, Inc., 800 Boylston Street, Suite 1900, Boston, MA 02199-8103. You are welcome to make any such reports anonymously, but we prefer that you identify yourself so that we may contact you for additional information if necessary or appropriate.

Stockholders and other interested parties who wish to communicate with our non-management directors as a group, may do so by writing to Non-Management Directors of Boston Properties, Inc., c/o Compliance Officer, Boston Properties, Inc., 800 Boylston Street, Suite 1900, Boston, MA 02199-8103.

[Table of Contents](#)

We recommend that all correspondence be sent via certified U.S. mail, return receipt requested. All correspondence received by the Compliance Officer will be forwarded by the Compliance Officer promptly to the addressee(s).

Corporate Governance Guidelines

Our Board of Directors adopted Corporate Governance Guidelines, a copy of which is available on our website at <http://www.bostonproperties.com> under the heading "Corporate Governance" and subheading "Governance Guidelines."

Code of Business Conduct and Ethics

Our Board of Directors adopted a Code of Business Conduct and Ethics (the "Code of Ethics"), which governs business decisions made and actions taken by our directors, officers and employees. A copy of this Code of Ethics is available on our website at <http://www.bostonproperties.com> under the heading "Corporate Governance" and subheading "Code of Conduct and Ethics." We intend to disclose on this website any amendment to, or waiver of, any provision of this Code of Ethics applicable to our directors and executive officers that would otherwise be required to be disclosed under the rules of the SEC or the NYSE rules.

Policy on Company Political Spending

Our Board of Directors adopted a Policy on Company Political Spending, a copy of which is available on our website at <http://www.bostonproperties.com> under the heading "Corporate Governance" and subheading "Policy on Political Spending."

PROPOSAL 1: ELECTION OF DIRECTORS

Introduction

At the annual meeting, directors shall be elected to hold office for a one-year term expiring at the 2016 annual meeting of stockholders or until his or her successor is duly elected and qualified or until his or her earlier resignation or removal. Following the recommendation of the NCG Committee, our Board of Directors has nominated Ms. Carol B. Einiger, Dr. Jacob A. Frenkel, Mr. Joel I. Klein, Mr. Douglas T. Linde, Mr. Matthew J. Lustig, Mr. Alan J. Patricof, Mr. Ivan G. Seidenberg, Mr. Owen D. Thomas, Mr. Martin Turchin, Mr. David A. Twardock and Mr. Mortimer B. Zuckerman for election. Each nominee is currently serving as a director of Boston Properties. In making its recommendations, the NCG Committee considered a number of factors, including its criteria for Board membership, which included the minimum qualifications that must be possessed by a director candidate in order to be nominated for a position on our Board. Our Board of Directors anticipates that, if elected, the nominees will serve as directors. However, if any person nominated by our Board of Directors is unable to serve or for good cause will not serve, the proxies will be voted for the election of such other person as our Board of Directors may recommend.

Vote Required

Our By-laws provide that, in an uncontested election, nominees for director are elected if the votes cast for such nominee's election exceed the votes cast against such nominee's election. The majority voting standard would not apply in contested elections, which, generally, will include any situation in which Boston Properties receives a notice that a stockholder has nominated a person for election to our Board of Directors at a meeting of stockholders that is not withdrawn on or before the tenth day before Boston Properties first mails its notice for such meeting to the stockholders.

The majority voting standard will apply to the election of directors at the 2015 annual meeting of stockholders. Accordingly, nominees for director will be elected if the votes cast for such nominee's election exceed the votes cast against such nominee's election. Broker non-votes, if any, and abstentions will not be treated as votes cast.

[Table of Contents](#)

Our Board of Directors has also adopted a resignation policy, included in our Corporate Governance Guidelines, under which a director who fails to receive the required number of votes for re-election will tender his or her resignation to our Board of Directors for its consideration. The NCG Committee will act on an expedited basis to determine whether it is advisable to accept the director's resignation and will submit the recommendation for prompt consideration by our Board of Directors. Our Board of Directors will act on the tendered resignation within 90 days following certification of the stockholder vote and will promptly and publicly disclose its decision. The director whose resignation is under consideration will abstain from participating in any decision regarding his or her resignation. If the resignation is not accepted, the director will continue to serve until the next annual meeting of stockholders and until the director's successor is duly elected and qualified or until the director's earlier resignation or removal. The NCG Committee and our Board of Directors may consider any factors they deem relevant in deciding whether to accept a director's resignation.

Recommendation

The Board of Directors unanimously recommends a vote FOR its nominees, Carol B. Einiger, Jacob A. Frenkel, Joel I. Klein, Douglas T. Linde, Matthew J. Lustig, Alan J. Patricof, Ivan G. Seidenberg, Owen D. Thomas, Martin Turchin, David A. Twardock and Mortimer B. Zuckerman. Properly authorized proxies solicited by the Board will be voted FOR each of the nominees unless instructions to the contrary are given.

Information Regarding the Nominees and Executive Officers

The following biographical descriptions set forth certain information with respect to the nominees for election as directors at the annual meeting and the executive officers who are not directors, based on information furnished to Boston Properties by each nominee and executive officer. Each executive officer holds office until the regular meeting of the Board of Directors following the next annual meeting of stockholders and until his or her successor is duly elected and qualified or until his or her earlier resignation or removal.

The biographical description below for each nominee includes the specific experience, qualifications, attributes and skills that led to the conclusion by our Board of Directors that such person should serve as a director of Boston Properties.

Nominees for Election

Carol B. Einiger

Director since May 5, 2004

Ms. Einiger has 40 years of experience as an investment banker and investment advisor, during which time she has gained significant expertise in the operation of public and private debt and equity capital markets and the evaluation of investment opportunities.

Ms. Einiger is President of Post Rock Advisors, LLC, a private investment advisory firm established in 2005. She began her investment career in 1971 at Goldman, Sachs & Co. and worked at The First Boston Corporation from 1973 to 1988, becoming Managing Director and Head of the Capital Markets Department; from 1988 to 1989 as Visiting Professor and Executive-in-Residence at Columbia Business School; and from 1989 to 1992 as Managing Director at Wasserstein Perella & Co. From 1992 to 1996, Ms. Einiger served as Chief Financial Officer and then Acting President of the Edna McConnell Clark Foundation. From 1996 to 2005, she served as Chief Investment Officer of The Rockefeller University, where she was responsible for the management of the University's endowment. Ms. Einiger is a director and member of the Investment Committee of UJA-Federation of New York, a member of the Investment Committee of The JPB Foundation, and a member of the Board of Overseers of Columbia Business School. She previously served on the Boards of Trustees and Investment Committees of the University of Pennsylvania, the Lasker Foundation and the Horace Mann School; as Vice Chair of the Investment Committee of The Museum of Modern Art; as a Director of Credit Suisse First Boston (USA)

[Table of Contents](#)

and The New York Stem Cell Foundation; and on the Advisory Board of Blackstone Alternative Asset Management. Ms. Einiger is the recipient of numerous awards, including the Alumni Award of Merit of the University of Pennsylvania, the Columbia Business School Distinguished Alumna Award, the AJC National Human Relations Award, the Anti-Defamation League Woman of Achievement Award and the Catalyst Award for Corporate Leadership. She received her BA from the University of Pennsylvania in 1970 and her MBA with honors from Columbia Business School in 1973. She is 65 years old.

Dr. Jacob A. Frenkel

Director since February 24, 2010

Dr. Frenkel has worked for more than 40 years in the financial industry, government and academia, during which time he has gained significant knowledge of global macroeconomics and experience advising large financial institutions.

Dr. Frenkel has been the Chairman of JPMorgan Chase International, the international unit of JPMorgan Chase & Co., since December 2009. Since November 2009, Dr. Frenkel has served as a director of Loews Corporation, one of the largest diversified holding companies in the United States. Dr. Frenkel is Chairman of the Board of Trustees of the Group of Thirty (G-30), a private, nonprofit, consultative group on international economic and monetary affairs. He has been a member of this group since 1988 and served as Chairman and Chief Executive Officer from 2000 to 2011. He previously served as Vice Chairman of American International Group, Inc. from 2004 to 2009. He was with Merrill Lynch Inc. between 2000 and 2004 and served as Chairman of Merrill Lynch International. Prior to that, he served for two terms as Governor of the Bank of Israel from 1991 to 2000. Dr. Frenkel was also Chairman of the Board of Governors of the Inter-American Development Bank, Vice Chairman of the Board of Governors of the European Bank for Reconstruction and Development and Economic Counselor and Director of Research at the International Monetary Fund. Dr. Frenkel also held numerous academic positions. Between 1971 and 1987, he was at the University of Chicago where he served as the David Rockefeller Professor of International Economics. He received a BA in Economics and Political Science from Hebrew University in Israel and an MA and Ph.D. in Economics from the University of Chicago. Dr. Frenkel is a laureate of the 2002 Israel Prize in Economics and the recipient of several honorary doctoral degrees and other decorations and awards. He is 72 years old.

Joel I. Klein

Director since January 24, 2013

Mr. Klein has worked for more than 40 years in private industry and government during which time he has gained significant experience in senior policy making and executive roles, as well as a broad range of legal matters.

Mr. Klein has been a Director and Executive Vice President, Office of the Chairman of News Corporation and Chief Executive Officer of Amplify, the education division of News Corporation, since January 2011. From 2002 through 2010, Mr. Klein was Chancellor of the New York City Department of Education where he oversaw a system of over 1,600 schools with 1.1 million students, 136,000 employees and a \$22 billion budget. He was the U.S. Chairman and Chief Executive Officer of Bertelsmann, Inc. and Chief U.S. Liaison Officer to Bertelsmann AG, a media company, from 2001 to 2002. Mr. Klein also served with the Clinton administration in a number of roles, including Assistant U.S. Attorney General in charge of the Antitrust Division of the U.S. Department of Justice from 1997 until 2000 and Deputy White House Counsel to President Clinton from 1993 to 1995. Mr. Klein entered the Clinton administration after 20 years of public and private legal work in Washington, D.C. Mr. Klein received a BA with honors from Columbia University and a JD with honors from Harvard Law School. He has also received honorary degrees from ten colleges and universities. He is 68 years old.

Douglas T. Linde**Director since January 21, 2010**

Mr. Linde serves as President of Boston Properties, Inc. Prior to his appointment to this position in May 2007, he served as Executive Vice President since January 2005 and he also served as Chief Financial Officer and Treasurer from 2000 until November 2007. He joined Boston Properties in January 1997 as Vice President of Acquisitions and New Business to help identify and execute acquisitions and to develop new business opportunities and was promoted to Senior Vice President for Financial and Capital Markets in October 1998. Prior to joining Boston Properties, Mr. Linde served from 1993 to 1997 as President of Capstone Investments, a Boston real estate investment company. From 1989 to 1993, he served as Project Manager and Assistant to the Chief Financial Officer of Wright Runstad and Company, a private real estate developer in Seattle, WA. He began his career in the real estate industry with Salomon Brothers' Real Estate Finance Group. Mr. Linde is a member of the Board of Directors of Beth Israel Deaconess Medical Center. He is a member of the Real Estate Roundtable and serves as a director of the Boston Municipal Research Bureau and Jobs for Massachusetts. Mr. Linde also serves on the Urban Studies and Planning Visiting Committee at MIT and is a member of the Wesleyan University Board of Trustees. Mr. Linde received a BA from Wesleyan University in 1985 and an MBA from Harvard Business School in 1989. He is 51 years old.

Matthew J. Lustig**Director since January 20, 2011**

Mr. Lustig has worked for more than 30 years in the real estate industry, during which time he has gained extensive experience providing strategic and financial advice and execution to clients, and investing in real estate companies and assets as a principal.

Mr. Lustig is Managing Partner of North America Investment Banking and Head of Real Estate, Gaming & Lodging at Lazard Frères & Co. ("Lazard"), the investment bank. He is responsible for managing Lazard's broad investment banking businesses in North America, as well as running its Real Estate, Gaming and Lodging industry group. In recent years, he has played an active role in more than \$300 billion of advisory assignments and transactions involving leading real estate companies in the public and private markets. Mr. Lustig separately served as Chief Executive Officer of the real estate investment business of Lazard and its successors, and oversaw multiple funds with over \$2.5 billion of equity capital invested in real estate operating companies. Mr. Lustig is a member of the Board of Directors at Ventas, Inc. and served as the Chairman of Atria Senior Living Group, Inc., which was acquired by Ventas in May 2011. Mr. Lustig also served as the Chairman of the Board of Atria Senior Living, Inc., a private senior housing management company that was formed prior to the disposition of Atria Senior Living Group, Inc., and sold to Ventas in December of 2012. He has also served as a director of several other public and private fund portfolio companies. Prior to joining Lazard in 1989, Mr. Lustig was a First Vice President in the real estate group at Drexel Burnham Lambert and, before that, was a lending officer at Chase Manhattan Bank specializing in credit, construction and real estate finance. Mr. Lustig is a member of the Real Estate Roundtable and numerous other industry organizations, and he serves on the boards of Pension Real Estate Association, Larson Leadership Initiative at the Urban Land Institute, The Wharton School Samuel Zell/Robert Lurie Real Estate Center and the Paul Milstein Center for Real Estate Advisory Board at Columbia University School of Business. He also is a member of the Council on Foreign Relations and serves on the Board of Visitors at the School of Foreign Service at Georgetown University from which he graduated with a BSFS. He is 54 years old.

Alan J. Patricof**Director since June 23, 1997**

Mr. Patricof has more than 40 years of experience leading venture capital firms, during which time he has completed several billion dollars of investments in a diverse range of companies and gained significant expertise evaluating investment opportunities and overseeing the management development and operations of portfolio companies.

[Table of Contents](#)

Mr. Patricof is Managing Director of Greycroft LLC, a venture capital firm he formed in 2006, which has more than \$400 million under management. Prior to that, he was Chairman of Apax Partners, Inc. (formerly Patricof & Co. Ventures, Inc.), a venture capital company that he founded in 1969, which is now one of the world's leading private equity firms with approximately \$40 billion under management or advice. He is a member of the Board of Overseers of the Columbia Business School and was recently appointed by President Obama to the President's Council on Global Development. Mr. Patricof received a BS in Finance from Ohio State University and an MBA from Columbia Business School. He is 80 years old.

Ivan G. Seidenberg

Director and Lead Independent Director since May 20, 2014

Mr. Seidenberg has more than 45 years of experience in the communications industry during which time he has gained extensive leadership experience as a public company chairman and CEO.

Mr. Seidenberg has served as an Advisory Partner of Perella Weinberg Partners, a global, independent advisory and asset management firm, since June 2012. Mr. Seidenberg retired as the Chairman of the Board of Verizon Communications in December 2011 and previously served as its Chief Executive Officer from 2002 to 2011. Prior to the creation of Verizon, Mr. Seidenberg was the Chairman and Chief Executive Officer of Bell Atlantic and NYNEX. Mr. Seidenberg is a member of the Board of Directors of Blackrock, Inc. From 2009 to 2011, he chaired the Business Roundtable, an influential association of CEOs of leading U.S. companies. Mr. Seidenberg serves on the board of trustees of the New York-Presbyterian Hospital, The New York Hall of Science and Pace University and also serves as co-chair of the New York Genome Center. Mr. Seidenberg previously served as a director of Honeywell International Inc. from 1995 to 2008, as a director of Wyeth, LLC, which is now a part of Pfizer Inc., from 1996 to 2008 and as a director of Boston Properties, Inc. from 1997 to 2003. Mr. Seidenberg received a BA in mathematics from Lehman College, part of the City University of New York, and an MBA from Pace University. He is 68 years old.

Owen D. Thomas

Director since April 2, 2013

Mr. Thomas has served as our Chief Executive Officer since April 2, 2013. We have agreed that, while Mr. Thomas remains Chief Executive Officer, he will be nominated for re-election to the Board of Directors each year. Mr. Thomas served as Chairman of the Board of Directors of Lehman Brothers Holdings Inc. ("LBHI") from March 2012 until March 2013 and continues to serve as a member of the Board of Directors of LBHI. From 1987 until 2011, Mr. Thomas held various positions at Morgan Stanley, including Chief Executive Officer of Morgan Stanley Asia Ltd., President of Morgan Stanley Investment Management, Head of Morgan Stanley Real Estate and Managing Director. Mr. Thomas was also a member of Morgan Stanley's Management Committee from 2005 to 2011. He is a Director of the University of Virginia Investment Management Company, a Trustee and a Director of the Urban Land Institute, a member of the Executive Board of the National Association of Real Estate Investment Trusts ("NAREIT") and the former Chairman of the Pension Real Estate Association. He received a BS in Mechanical Engineering from the University of Virginia and an MBA from Harvard Business School. He is 53 years old.

Martin Turchin

Director since June 23, 1997

Mr. Turchin has more than 30 years experience as a commercial real estate broker, consultant and advisor and has been involved in some of the largest real estate transactions in the United States. During his career, he has orchestrated more than 50 million square feet of real estate transactions.

Mr. Turchin serves as non-executive Vice Chairman of CB Richard Ellis, the world's largest real estate services company. From 1985 until its merger with CB Richard Ellis in July 2003, Mr. Turchin served as Vice-Chairman of Insignia/ESG, Inc., a subsidiary of Insignia Financial Group, which was one of the

[Table of Contents](#)

nation's largest commercial real estate brokerage, consulting and management firms. Prior to joining Insignia/ESG, Inc., he spent 14 years with Kenneth E. Laub & Company, Inc. where he was involved in real estate acquisition, financing, leasing and consulting. He is a three-time recipient of the Real Estate Board of New York's "Most Ingenious Deal of the Year Award" and a two-time recipient of the "Robert T. Lawrence Award." Mr. Turchin serves on the board of GenCorp Inc. and as Chairman of Easton Development Company, a subsidiary of GenCorp Inc. He holds a BS from City College of the University of New York and a JD from St. John's Law School. He is 73 years old.

David A. Twardock

Director since May 7, 2003

Mr. Twardock has more than 30 years of experience in the real estate finance industry, during which time he has overseen the lending and asset management of billions of dollars of commercial mortgages and other real estate debt financing and the management and disposition of billions of dollars of real estate equity.

From December 1998 to March 2013, Mr. Twardock was the President of Prudential Mortgage Capital Company, LLC, the real estate finance affiliate of Prudential Financial, Inc., which had more than \$70 billion in assets under management and administration as of December 31, 2012 and annually lends billions of dollars in real estate debt financing. Since 1982, Mr. Twardock has held numerous positions relating to real estate equity and debt with Prudential, including his position from 1996 to November 1998 as Senior Managing Director of Prudential Realty Group. Mr. Twardock is a member of the Urban Land Institute and the Economics Club of Chicago. Mr. Twardock previously served as a director of the Real Estate Roundtable and Chairman of the Real Estate Roundtable Capital Markets Committee. He received a BS in Civil Engineering from the University of Illinois and an MBA in Finance and Behavioral Science from the University of Chicago. He is 57 years old.

Mortimer B. Zuckerman

Director since June 23, 1997

Mr. Zuckerman serves as non-executive Chairman of Boston Properties, Inc. and has been a director since June 23, 1997. Mr. Zuckerman served as Executive Chairman from April 2, 2013 until December 31, 2014 and as Chief Executive Officer from January 10, 2010 until April 2, 2013.

Mr. Zuckerman co-founded Boston Properties in 1970 after spending seven years at Cabot, Cabot & Forbes where he rose to the position of Senior Vice President and Chief Financial Officer. He is also Chairman and Editor-in-Chief of U.S. News & World Report and Chairman and Publisher of the New York Daily News. He serves as a trustee of Memorial Sloan-Kettering Cancer Center and he is a member of the Bank of America Global Wealth & Investment Management Committee, the Council on Foreign Relations, the Washington Institute for Near East Studies and the International Institute of Strategic Studies. He is also Secretary, Treasurer and Vice Chair of the International Peace Institute. Mr. Zuckerman is the vice chairman of the Fund for Public Schools and serves as a Co-Chair of the Bipartisan Policy Center's Cyber Security Task Force. He is a former Associate Professor of City and Regional Planning at the Harvard Graduate School of Design, a former lecturer of City and Regional Planning at Yale University and a past president of the Board of Trustees of the Dana Farber Cancer Institute in Boston. Mr. Zuckerman was awarded the Commandeur De L'Ordre des Arts et des Lettres by the government of France, the Lifetime Achievement Award from Guild Hall and the Gold Medal from the American Institute of Architecture in New York. Mr. Zuckerman is a graduate of McGill University in Montreal where he received an undergraduate degree with first class honors in 1957 and a degree in law in 1961. He received an MBA with distinction from the Wharton School, University of Pennsylvania in 1961 and an LLM from Harvard University in 1962. He has also received five honorary degrees. He is 77 years old.

[Table of Contents](#)

Executive Officers who are not Directors

Raymond A. Ritchey

Mr. Ritchey serves as Executive Vice President, Head of our Washington, D.C. Office and National Director of Acquisitions and Development. Prior to his appointment in April 1998 to this position, he served as Senior Vice President and Co-Manager of our Washington, D.C. office. In his current position, Mr. Ritchey is responsible for all business development, leasing and marketing as well as new opportunity origination in the Washington, D.C. area. He also directly oversees similar activities on a national basis. Mr. Ritchey joined us in 1980, leading our expansion to become one of the dominant real estate firms in the Washington, D.C. metropolitan area. For four years prior to joining us, Mr. Ritchey was one of the leading commercial real estate brokers in the Washington, D.C. area with Coldwell Banker. He is a 1972 graduate of the U.S. Naval Academy and a 1973 graduate of the U.S. Naval Post Graduate School in Monterey, California. He is 64 years old.

Michael E. LaBelle

Mr. LaBelle serves as Senior Vice President, Chief Financial Officer and Treasurer. Prior to his appointment to this position in November 2007, Mr. LaBelle served as Senior Vice President, Finance since February 2005. In his current role, Mr. LaBelle oversees the finance, accounting, tax, information systems, internal audit and investor relations departments and is also responsible for capital raising, treasury management, credit underwriting, financial strategy and planning. Prior to joining us in March 2000, Mr. LaBelle held the position of Vice President & Relationship Manager with Fleet National Bank for nine years with the responsibility of financing large-scale commercial real estate developments. He started his career as an Associate National Bank Examiner with the Office of the Comptroller of the Currency in New York City specializing in commercial real estate debt portfolio analysis and valuation in commercial banks located throughout the Mid-Atlantic and Northeastern United States. Mr. LaBelle is on the National Advisory Board for the University of Colorado Real Estate Center. Mr. LaBelle holds a BS degree in Economics from the University of Colorado. He is 50 years old.

Peter D. Johnston

Mr. Johnston serves as Senior Vice President and Regional Manager of our Washington, D.C. office. He is in charge of all operations including project development, leasing, construction, property management and administrative activities for our Washington, D.C. office, with a staff of approximately 184 people. Mr. Johnston joined the Company in 1987. In 1989 he was promoted to Project Manager, with subsequent promotions in 1991 to Vice President and in 1997 to Senior Vice President. In 2003 he was appointed head of the development team in the Washington, D.C. Region and held this position until his promotion in September 2005 to the position of Regional Manager. Mr. Johnston has been directly responsible for more than four million square feet of new development and renovation projects. He is a past member of the board of directors of the Northern Virginia Chapter of the National Association of Industrial and Office Properties (NAIOP). Mr. Johnston received a BA in Business Administration from Roanoke College, an MA in 1982 from Hollins College and an MBA in 1987 from the University of Virginia. He is 56 years old.

Bryan J. Koop

Mr. Koop serves as Senior Vice President and Regional Manager of our Boston office. Mr. Koop is responsible for overseeing the operation of our existing regional portfolio in the Boston area, which includes the Prudential Center and Cambridge Center. He is also responsible for developing new business opportunities in the area. Prior to joining us in 1999, Mr. Koop served at Trammell Crow Company from 1982 to 1999 where his career covered high-rise office building leasing and the

[Table of Contents](#)

development of commercial office buildings and shopping centers. From 1993 to 1999, his position was Managing Director and Regional Leader for Trammell Crow Company's New England region, which included all commercial office and shopping center operations. Mr. Koop is a member of the Board of Directors for the Massachusetts Chapter of NAIOP and previously served as chairman of the Back Bay Association. Mr. Koop received a BBA in 1980 and an MBA in 1982 from Texas Christian University. He is 56 years old.

Robert E. Pester

Mr. Pester serves as Senior Vice President and Regional Manager of our San Francisco office, with responsibility for all of our activities on the West Coast. Mr. Pester is responsible for overseeing existing operations at the Embarcadero Center and our other Bay Area properties on the Peninsula and in Silicon Valley, and developing new business opportunities in the area. Prior to joining us in 1998, he served as Executive Vice President and Chief Investment Officer of Bedford Property Investors, a real estate investment trust in Lafayette, CA, where he led the acquisitions and development program. Prior to 1994, he was President of Bedford Property Development, a private West Coast development concern that held more than \$2 billion in real estate assets. From 1980 to 1989, he was a leading commercial real estate broker with Cushman & Wakefield in northern California, where he last served as Vice President. He is a 1979 graduate of the University of California at Santa Barbara with a BA in Economics and Political Science. He is 58 years old.

John F. Powers

Mr. Powers serves as Senior Vice President and Regional Manager of our New York office. He oversees all aspects of our New York and Princeton, New Jersey activities, including development, acquisitions, leasing and building operations. Prior to joining us on January 2, 2014, he served from 2004 as Chairman of CBRE, Inc. for the New York Tri-State Region overseeing the strategic direction of CBRE's Tri-State operations. He joined the Edward S. Gordon Company, which was subsequently merged into CBRE, in 1986 after working 8 years at Swiss Bank Corp (now UBS). At ESG, he developed and managed the Consulting Division into a strong and integral part of the firm's service delivery platform, which facilitated its sustained leadership in the Manhattan office leasing market. He also brokered millions of square feet of transactions, representing both tenants and landlords, led numerous strategic consulting assignments for large corporate occupiers and advised on many ground-up developments. He is a frequent speaker on commercial real estate in New York valued for his insight linking economic trends and conditions to their eventual impact on the office market. He received a BA in Mathematics from St. Anselm College in 1968, an MA in Economics from the University of Massachusetts in 1974 and an MBA from the University of Massachusetts in 1978. He also studied international economics at the Graduate Institute of International Studies, Geneva. He is 68 years old.

Frank D. Burt

Mr. Burt serves as Senior Vice President, General Counsel and Secretary, positions he has held since 2003. He is responsible for overseeing the legal and risk management departments. Mr. Burt has served in various capacities since he joined us in 1986, and he represented us in the acquisition of the Prudential Center in Boston and the Embarcadero Center in San Francisco, as well as in the development activities at the Prudential Center. He previously worked in the real estate department at Nutter, McClennen & Fish in Boston. Mr. Burt is a member of the Boston Bar Association and a speaker for the American College of Real Estate Lawyers, the Association of Corporate Counsel, Massachusetts Continuing Legal Education, NAIOP and NAREIT. Mr. Burt received a BA, magna cum laude, from Brown University and a JD, cum laude, from the University of Pennsylvania Law School. He is 56 years old.

Lori W. Silverstein

Ms. Silverstein serves as Vice President and Controller. She is responsible for overseeing financial reporting, property accounting and tax compliance and is also responsible for providing transactional support on capital markets activity. Prior to her appointment to this position in June 2014, Ms. Silverstein served as Vice President, Internal Audit since 2006 and also served as the Company's Director of Internal Audit from 2002 to 2006 and Director of Financial Reporting from 1997 to 2002. Prior to joining the Company, Ms. Silverstein was a Business Assurance Manager for Coopers & Lybrand LLP where she managed the annual audit and quarterly review services for clients in the real estate, higher education and manufacturing industries. Ms. Silverstein holds a BS in Management, with a concentration in accounting, from Tulane University and was a licensed certified public accountant. She is 45 years old.

PRINCIPAL AND MANAGEMENT STOCKHOLDERS

The table below shows the amount of common stock of Boston Properties, Inc. and units of partnership interest in our Operating Partnership beneficially owned as of February 1, 2015 by:

- each director;
- each of our named executive officers ("NEOs");
- all directors and executive officers of Boston Properties as a group; and
- each person known by Boston Properties to be the beneficial owner of more than 5% of our outstanding common stock.

On February 1, 2015, there were:

- (1) 153,119,516 shares of our common stock outstanding;
- (2) 16,453,670 common units of partnership interest in the Operating Partnership ("common units") outstanding (other than the common units held by Boston Properties), each of which is redeemable for one share of Boston Properties' common stock (if Boston Properties elects to issue common stock rather than pay cash upon such redemption);
- (3) 1,571,758 long term incentive units of partnership interest in the Operating Partnership ("LTIP units") issued pursuant to the Long Term Incentive Plan, excluding LTIP units issued in the form of outperformance plan ("OPP") awards and Multi-Year Long-Term Incentive Program ("MYLTIP") awards, each of which, upon the satisfaction of certain conditions, is convertible into one common unit; and
- (4) 87,476 deferred stock units.

[Table of Contents](#)

All references in this proxy statement to LTIP units include long term incentive units of partnership interest in the Operating Partnership, excluding LTIP units issued in the form of OPP awards and MYLTIP awards. LTIP units issued in the form of OPP awards and MYLTIP awards are collectively referred to herein as “Performance Awards.” None of our directors or NEOs beneficially owns preferred units or shares of our preferred stock.

Name and Address of Beneficial Owner*	Common Stock		Common Stock and Units	
	Number of Shares Beneficially Owned(1)	Percent of Common Stock(2)	Number of Shares and Units Beneficially Owned(1)	Percent of Common Stock and Units(3)
Directors and Named Executive Officers				
Mortimer B. Zuckerman(4)	945,234	**	9,189,044	5.36%
Carol B. Einiger(5)	14,434	**	22,187	**
Jacob A. Frenkel(6)	—	**	4,472	**
Joel I. Klein(7)	1,647	**	4,126	**
Douglas T. Linde(8)	249,587	**	323,454	**
Matthew J. Lustig(9)	2,970	**	7,018	**
Alan J. Patricof(10)	38,770	**	40,870	**
Ivan G. Seidenberg(11)	8,629	**	8,629	**
Owen D. Thomas(12)	35,996	**	80,792	**
Martin Turchin(13)	24,650	**	25,699	**
David A. Twardock(14)	26,527	**	26,527	**
Raymond A. Ritchey(15)	95,870	**	449,616	**
Michael E. LaBelle(16)	15,685	**	54,664	**
All directors and executive officers as a group (19 persons)(17)	1,585,783	1.03%	10,425,689	6.08%
5% Holders				
The Vanguard Group(18)	20,040,391	13.09%	20,040,391	11.70%
BlackRock, Inc.(19)	13,855,849	9.05%	13,855,849	8.09%
Vanguard Specialized Funds – Vanguard REIT Index Fund(20)	11,364,504	7.42%	11,364,504	6.64%
FMR LLC(21)	8,867,378	5.79%	8,867,378	5.18%
Edward C. Johnson 3d Abigail P. Johnson				

* Unless otherwise indicated, the address is c/o Boston Properties, Inc., 800 Boylston Street, Suite 1900, Boston, MA 02199-8103.

** Less than 1%.

(1) The number of shares of common stock “beneficially owned” by each stockholder is determined under rules issued by the SEC regarding the beneficial ownership of securities. This information is not necessarily indicative of beneficial ownership for any other purpose. “Number of Shares Beneficially Owned” includes (a) shares of common stock that may be acquired upon the exercise of options that are exercisable on or within 60 days after February 1, 2015 and (b) the number of shares of common stock issuable to directors upon conversion of deferred stock units. The “Number of Shares and Units Beneficially Owned” includes all shares included in the “Number of Shares Beneficially Owned” column plus the number of shares of common stock for which common units and LTIP units may be redeemed (assuming, in the case of LTIP units, that they have first been converted into common units). Pursuant to the limited partnership agreement of the Operating Partnership, the holders of the common units and LTIP units (assuming conversion in full into common units, as applicable) have the right to redeem such units for cash or, at our option, shares of

[Table of Contents](#)

common stock, subject to certain conditions. Prior to May 15, 2012, deferred stock units were granted under the Boston Properties, Inc. Second Amended and Restated 1997 Stock Option and Incentive Plan (the "1997 Plan") and on and after May 15, 2012, deferred stock units are granted under the Boston Properties, Inc. 2012 Stock Option and Incentive Plan (the "2012 Plan") pursuant to elections by certain non-employee directors to defer their cash compensation and to receive their cash compensation in the form of Boston Properties common stock upon their retirement from our Board of Directors. See "Compensation of Directors" beginning on page 58. Except as otherwise noted, each beneficial owner has sole voting and investment power over the shares and units. Holders of common units, LTIP units and deferred stock units are not entitled to vote such units on any of the matters presented at the 2015 annual meeting.

- (2) The total number of shares outstanding used in calculating this percentage assumes (a) the exercise of all options to acquire shares of common stock that are exercisable on or within 60 days after February 1, 2015 held by the beneficial owner and that no options held by other beneficial owners are exercised and (b) the conversion into shares of common stock of all deferred stock units held by the beneficial owner and that no deferred stock units held by other beneficial owners are converted.
- (3) The total number of shares outstanding used in calculating this percentage assumes (a) that all common units and LTIP units are presented (assuming conversion in full into common units, if applicable) to the Operating Partnership for redemption and are acquired by Boston Properties for shares of common stock, (b) does not separately include outstanding common units held by Boston Properties, as these common units are already reflected in the denominator by the inclusion of all outstanding shares of common stock, (c) the exercise of all options to acquire shares of common stock that are exercisable on or within 60 days after February 1, 2015 held by the beneficial owner and that no options held by other beneficial owners are exercised and (d) the conversion into shares of common stock of all deferred stock units.
- (4) Includes 740,845 shares of common stock held directly and 204,389 shares of common stock underlying exercisable stock options. Also includes, only under the "Number of Shares and Units Beneficially Owned" column, 7,620,686 common units held directly, 46,474 common units held by limited partnerships of which the sole general partners are limited liability companies of which Mr. Zuckerman is the sole member and manager and 576,650 LTIP units. Excludes 43,552 shares of common stock held by the MBZ 1996 Exempt Trust, of which Mr. Zuckerman is the grantor. Also excludes Performance Awards.
- (5) Includes 1,283 shares of common stock held directly and 13,151 deferred stock units. Also includes, only under the "Number of Shares and Units Beneficially Owned" column, 7,753 LTIP units (of which 1,005 LTIP units are subject to vesting).
- (6) Amount consists of 4,472 LTIP units (of which 1,005 LTIP units are subject to vesting).
- (7) Represents 1,647 deferred stock units. Also includes, only under the "Number of Shares and Units Beneficially Owned" column, 2,479 LTIP units (of which 1,005 are subject to vesting).
- (8) Includes 173,640 shares of common stock held directly (of which 13,720 shares are subject to vesting), 700 shares of common stock held by Mr. Linde's spouse, 2,100 shares of common stock held by Mr. Linde's children, and 73,147 shares of common stock underlying exercisable stock options. Also includes, only under the "Number of Shares and Units Beneficially Owned" column, 73,867 LTIP units (of which 8,326 LTIP units are subject to vesting). Excludes Performance Awards. Mr. Linde has shared voting and dispositive power with respect to 700 shares of common stock.
- (9) Represents 2,970 deferred stock units. Also includes, only under the "Number of Shares and Units Beneficially Owned" column, 4,048 LTIP units (of which 1,005 LTIP units are subject to vesting).
- (10) Includes 7,418 shares of common stock held directly and 31,352 deferred stock units. Also includes, only under the "Number of Shares and Units Beneficially Owned" column, 2,100 LTIP units (of which 1,005 LTIP units are subject to vesting).
- (11) Includes 8,128 shares of common stock held directly (of which 1,005 shares are subject to vesting) and 501 deferred stock units.
- (12) Includes 9,117 shares of common stock held directly and 26,879 shares of common stock underlying exercisable stock options. Also includes, only under the "Number of Shares and Units Beneficiary Owned" column, 44,796 LTIP units (of which 18,653 LTIP units are subject to vesting).
- (13) Includes 3,353 shares of common stock held directly (of which 503 shares are subject to vesting), 500 shares of common stock held by Mr. Turchin's spouse, 650 shares of common stock held through trusts and 20,147 deferred stock units. Also includes, only under the "Number of Shares and Units Beneficially Owned" column,

[Table of Contents](#)

1,049 LTIP units (of which 502 LTIP units are subject to vesting). Mr. Turchin has shared voting and dispositive power with respect to 500 shares of common stock.

- (14) Includes 8,819 shares of common stock held directly (of which 1,005 shares are subject to vesting) and 17,708 deferred stock units.
- (15) Represents 95,870 shares of common stock underlying exercisable stock options. Includes, only under the “Number of Shares and Units Beneficially Owned” column, 205,077 common units held directly, 35,600 common units held by a limited liability company of which Mr. Ritchey is the sole manager and a member, 45,493 common units held by a limited liability company of which Mr. Ritchey is the sole manager and which is owned by a grantor retained annuity trust of which Mr. Ritchey is the sole trustee and beneficiary, and 67,576 LTIP units. Excludes Performance Awards.
- (16) Includes 138 shares of common stock held directly and 15,547 shares of common stock underlying exercisable stock options. Also includes, only under the “Number of Shares and Units Beneficially Owned” column, 38,979 LTIP units (of which 8,001 LTIP units are subject to vesting). Excludes Performance Awards.
- (17) Includes an aggregate of 1,049,824 shares of common stock, 448,483 shares of common stock underlying exercisable stock options and 87,476 deferred stock units. Also includes, only under the “Number of Shares and Units Beneficially Owned” column, 7,966,314 common units and 873,592 LTIP units. See also notes (4) – (16) above. Excludes Performance Awards.
- (18) Information regarding The Vanguard Group (“Vanguard”) is based solely on a Schedule 13G/A filed by Vanguard with the SEC on February 11, 2015. Vanguard’s address is 100 Vanguard Blvd., Malvern, PA 19355. The Schedule 13G/A indicates that Vanguard has sole voting power with respect to 474,611 shares of common stock, shared voting power with respect to 124,110 shares of common stock, sole dispositive power with respect to 19,650,242 shares of common stock and shared dispositive power with respect to 390,149 shares of common stock.
- (19) Information regarding BlackRock, Inc. (“BlackRock”) is based solely on a Schedule 13G/A filed by BlackRock with the SEC on January 15, 2015. BlackRock’s address is 55 East 52nd Street, New York, NY 10022. The Schedule 13G/A indicates that BlackRock has sole voting power with respect to 12,603,719 shares of common stock and sole dispositive power with respect to all of the shares of common stock.
- (20) Information regarding Vanguard Specialized Funds – Vanguard REIT Index Fund (“Vanguard REIT”) is based solely on a Schedule 13G/A filed by Vanguard REIT with the SEC on February 6, 2015. Vanguard REIT’s address is 100 Vanguard Blvd., Malvern, PA 19355. The Schedule 13G/A indicates that Vanguard REIT has sole voting power with respect to all of the shares of common stock.
- (21) Information regarding FMR LLC, Edward C. Johnson 3d and Abigail P. Johnson is based solely on a Schedule 13G filed jointly by FMR LLC, Edward C. Johnson 3d and Abigail P. Johnson with the SEC on February 13, 2015. FMR LLC reported sole voting power with respect to 3,526,796 shares and each of FMR LLC, Edward C. Johnson 3d and Abigail P. Johnson reported sole dispositive power with respect to the same 8,867,378 shares. The address of FMR LLC, Edward C. Johnson 3d and Abigail P. Johnson is 245 Summer Street, Boston, MA 02210.

Section 16(a) Beneficial Ownership Reporting Compliance

Section 16(a) of the Securities Exchange Act of 1934, as amended (the “Exchange Act”), requires the executive officers and directors of Boston Properties, and persons who own more than ten percent of a registered class of Boston Properties’ equity securities, to file reports of ownership and changes in ownership with the SEC and the New York Stock Exchange. Officers, directors and greater than ten percent beneficial owners are required by SEC regulations to furnish Boston Properties with copies of all Section 16(a) forms they file. To our knowledge, based solely on our review of the copies of such reports furnished to us and written representations that no other reports were required during the fiscal year ended December 31, 2014, all Section 16(a) filing requirements applicable to our executive officers, directors and greater than ten percent beneficial owners were timely satisfied.

COMPENSATION DISCUSSION AND ANALYSIS

Executive Summary

In this “Compensation Discussion and Analysis,” or “CD&A,” when we refer to “executive compensation” we mean primarily the Compensation Committee’s decisions regarding the variable pay of Messrs. Thomas, Linde, Ritchey and LaBelle who, together with Mr. Zuckerman until his transition from Executive Chairman to non-executive Chairman of our Board of Directors, were our most senior executives above the regional level during 2014.

We are pleased that the extensive dialogue we engaged in with our stockholders after the 2013 “Say-on-Pay” vote to understand their concerns and develop appropriate responses resulted in strong stockholder support in the 2014 “Say-on-Pay” vote (94% in favor), which was in line with the level of support we received in 2011 and 2012. Over the past two years we have made several important modifications to our executive compensation program working with the Compensation Committee’s independent compensation consultant and with management to be sure that our executive compensation is in line with market expectations and the practices of our peers. They are described in detail in this CD&A.

The following are highlights of 2014 accomplishments that impacted our executive compensation decisions and policies related to executive compensation:

- **Strong 2014 Performance.** Our executive team exceeded the strategic, operational, capital and management goals the Compensation Committee established for the year in early 2014.

Corporate Goal	Target	Actual	Performance Against Target
Diluted FFO per Share	\$5.27	\$5.38 (as adjusted)	Above
Growth in Same Property NOI	1.25% (GAAP basis)	2.8%	Above
	5.0% (cash basis)	5.4%	Above
Dispositions	\$1.0 billion	\$2.3 billion	Above
Leasing	6.0 million sq. feet	7.7 million sq. feet	Above
Occupancy	92.8%	92.6%	Met
G&A Expense	\$100 million or less	\$98.9 million	Met

Other significant accomplishments included:

- ∅ delivery of \$1.5 billion of new developments that are currently 86% leased, and management of another \$2.1 billion of development underway and an active pipeline of 11 projects representing 3.3 million square feet
- ∅ strengthening of liquidity and leverage ratios by reducing our adjusted net debt to combined EBITDA ratio from 7.2x as of December 31, 2013 to 6.0x as of December 31, 2014, and total adjusted debt to total adjusted market capitalization from 38.3% as of December 31, 2013 to 29.0% as of December 31, 2014.
- **Completion of Multi-Year Succession Process.** Effective January 1, 2015, Mr. Zuckerman, our founder, became non-executive Chairman of the Board, the final step of a succession process that began in 2010. Under Mr. Zuckerman’s leadership, we have become one of the most successful office-focused REITs and since our IPO in 1997 have completed some of the largest, most profitable and transformative transactions in the industry. Properly executing a succession process is of vital importance for a company like Boston Properties that focuses on long-term value creation and takes on complex, technically challenging development projects. The Board is pleased with the succession process and believes that we have a strong management team, led by Messrs. Thomas, Linde, Ritchey and LaBelle, that has demonstrated stability and is focused on executing our long-held strategy. The Board is grateful to Mr. Zuckerman for his 45 years of leadership and looks forward to his continued contribution as non-executive Chairman, in light of his unique vision, stature and relationships.

[Table of Contents](#)

- **Responsiveness to Stockholder Proposal regarding Accelerated Vesting of Equity Awards upon Change of Control.** The Compensation Committee modified time-based equity awards made in 2015 or later to include “double-trigger” vesting, meaning that, if there is a change of control and the awards are not otherwise cancelled in connection with the change of control transaction, they only become fully vested if, within 24 months after the change of control, the executive’s employment is terminated by the Company or its successor without cause or the executive resigns for good reason. Although the proposal did not request that we change our policy until awards are made under equity plans that are approved by stockholders in the future, and therefore no action was yet necessary, we believe that this change to double-trigger vesting preserves the alignment of executives with stockholders when a change of control transaction is contemplated and brings our policy regarding acceleration of vesting upon a change of control in line with current best practice.
- **Key Features of our Executive Compensation.** We believe that our executive compensation program appropriately attracts, rewards and helps retain executives who can lead the Company and continue our long-term track record of profitability, growth and total stockholder return (“TSR”), including share appreciation and dividends. The following are the key features of our executive compensation program:

WHAT WE DO

- ii The vast majority of total compensation is tied to performance (i.e., not guaranteed) and salaries comprise a modest portion of each NEO’s overall compensation opportunity.
- ii We enhance executive officer retention with time-based, multi-year vesting schedules for equity incentive awards granted for prior-year performance.
- ii To set variable pay we establish annual performance goals for management, assess performance-against-target and compare our performance on key metrics against other office-focused REITs that we consider direct competitors.
- ii Multi-year, performance-based equity awards use relative TSR as the main metric.
- ii We have adopted “double-trigger” vesting for time-based equity incentive awards following a change of control.
- ii We have a clawback policy that allows for the recovery of previously paid incentive compensation in the event of a financial restatement.
- ii We have stock ownership guidelines for our executives and directors.
- ii We engage an independent compensation consultant to advise the Compensation Committee, which is comprised solely of independent directors.

WHAT WE DON’T DO

- Ⓓ We do not target compensation above the market median (50th percentile overall) of our comparative group of peer companies; we use the median as the beginning reference point and the Compensation Committee then adjusts pay based on a comprehensive review of performance.
- Ⓓ We do not provide our Chief Executive Officer and will not provide any new executive with tax gross-ups with respect to payments made in connection with a change of control.
- Ⓓ We do not allow hedging or pledging of Company securities.
- Ⓓ We do not encourage unnecessary or excessive risk taking as a result of our compensation policies; incentive compensation is not based on a single performance metric and we do not have guaranteed minimum payouts.
- Ⓓ We do not allow for repricing of stock options.

The Compensation Committee uses the market median of our compensation peer group for each element of executive compensation as its starting point and as the indicator of competitive market trends, then it makes adjustments depending on its assessment of performance against the aforementioned goals and

[Table of Contents](#)

TSR performance. Considering the management team's strong performance in exceeding 2014 strategic, operational, capital and management goals, and also taking into account our strong TSR performance, the Compensation Committee decided that 2014 total compensation for the leadership team collectively should be set to a level that falls in the second quartile for NEOs as a group. Then, based on each NEO's role and performance, including evolving roles within the ongoing management transition, the Compensation Committee approved the appropriate level and mix of pay for individual NEOs. The Compensation Committee believes that our executive compensation, both in the aggregate and for each NEO individually, is well-aligned with our stockholders' interests and in line with peer companies.

The vast majority of our executive compensation is variable pay (long-term incentive ("LTI") equity awards and annual cash bonus), which allows the Compensation Committee to reward good performance and penalize poor performance. Last year, based on feedback from investors, we made significant changes in the mix of LTI equity awards to our NEOs to build even stronger pay-for-performance alignment with our stockholders by shifting significantly towards "at-risk," performance-based equity awards, the ultimate value of which depends mostly on the Company's future relative TSR. This year we have maintained the same ratio of performance-based equity awards to time-based equity awards (for our CEO and President, 75% performance-based and 25% time-based).

Our 2014 Performance

The core elements of our long-held strategy are: (1) to develop, acquire, own and manage the highest quality office buildings in premier locations in supply-constrained markets with high barriers to entry, which over the long term should result in higher relative rental rates and appreciation of property values; (2) to concentrate on longer-term leases with tenants of strong financial standing to enhance the quality and stability of our rental income; and (3) to keep the average maturity of our debt financing generally in line with the longer-term nature of our assets to reduce our exposure to interest rate volatility, as well as the risk of having to refinance significant maturities in the face of adverse conditions in the credit markets. Because our business plans to execute this strategy span multiple years, particularly with respect to complex development projects that take a number of years for permitting, construction and stabilization and the management of interest-rate risk and debt maturities, we also look at performance more broadly than in a year-over-year framework.

The Compensation Committee reviews management's performance against pre-established corporate goals, taking into account business conditions and unforeseen developments during the year. As we committed to doing last year, the Compensation Committee looks at performance with respect to key operational and financial metrics not only against our own targets, but also against the performance of other office REITs that we consider direct competitors. This group includes Vornado Realty Trust, SL Green Realty Corp., Kilroy Realty Corporation and Douglas Emmett, Inc. We focus on key drivers of value creation like FFO, same property NOI growth, leasing/occupancy, development activity, acquisitions/dispositions and balance sheet management in the context of a company like ours that executes a multi-year strategy across multiple markets with different economic drivers. While the Compensation Committee is aware that different companies may calculate these metrics differently, the Compensation Committee finds it useful to compare our performance to what these other office REITs disclose for similar comparable measures. We do not rely on a strict formulaic framework for measuring performance against goals to determine compensation because we believe that mechanical calculations may have unintended results. The Compensation Committee also reviews our TSR over multiple periods against multiple indices. We believe that our process achieves the right balance between objective metrics and a basic framework for discretion in setting total executive compensation, which is very heavily weighted towards variable, performance-based pay. The Committee also takes into account individual roles, responsibilities and performance.

Corporate Goals

∅ *Diluted FFO per Share*

<u>Target</u>	<u>Actual</u>	<u>Performance Against Target</u>
\$5.27	\$5.38 (as adjusted)	Above

[Table of Contents](#)

Our 2014 goal was to exceed the midpoint of our diluted FFO guidance range of \$5.27 per share. While our 2014 diluted FFO per share as reported was \$5.26, in comparing performance against target the Compensation Committee took into account the impact of approximately \$2.3 billion of asset sales during 2014, which was not reflected in the guidance and negatively impacted our reported FFO for the year. Excluding the impact of those sales, our FFO would have been approximately \$5.38 per share, or 2.1% above target and a 9.6% increase over diluted FFO for 2013. (Refer to our Annual Report on Form 10-K for information relating to the calculation of FFO and diluted FFO.)

∅ *Growth in Same Property NOI*

Target	Actual	Performance Against Target
1.25% (GAAP basis)	2.8%	Above
5.0% (cash basis)	5.4%	Above

Our 2014 goal for growth in same property net operating income (NOI), including our share of income from unconsolidated joint ventures but excluding termination income, on a GAAP basis was 1.25%, and we exceeded the goal with an increase of 2.8%. This growth rate was better than two of the four office REITs that we consider our direct competitors. Same property NOI on a cash basis increased 5.4% in 2014, versus a goal of 5.0%, and this growth rate was better than three of the four office REITs that we consider our direct competitors. (Refer to our Annual Report on Form 10-K for information relating to the calculation of NOI.)

∅ *Dispositions*

Target	Actual	Performance Against Target
\$1.0 billion	\$2.3 billion	Above

Our 2014 goal was \$1.0 billion in asset sales or joint venture transactions. During 2014 we had aggregate dispositions of approximately \$2.3 billion, at a weighted-average cap rate of approximately 4.25%, in one major joint venture transaction and five smaller transactions. These sales resulted in a special dividend of \$4.50 per share and generated approximately \$1.2 billion in net proceeds after payment of the special dividend, which combined with existing cash balances provides full funding for our current development pipeline and obviated the need to raise additional debt or equity capital. The amount of assets we sold was significantly greater than the office REITs that we consider our direct competitors, and demonstrated management's focus and successful execution of a key strategic directive of the Board.

∅ *Leasing and Occupancy*

Target	Actual	Performance Against Target
6.0 million sq. feet	7.7 million sq. feet	Above
92.8% occupancy	92.6% occupancy	Met

The Compensation Committee and full Board were very pleased with management's leasing performance. Our 2014 leasing goal was 6.0 million square feet and we exceeded it with 7.7 million square feet leased and 358 leases executed, both of which are annual leasing records. One of our key leasing goals was to proactively manage future major lease expirations, which in many cases required us to take-back unneeded space in the near term and provide capital for refitting space in return for long-term lease extensions. This approach has been successful, with the early renewal of several significant tenants, including the completion of five leases, with expirations from 2015 to 2022, totaling more than 1.4 million square feet with law firms in New York and Washington, DC.

[Table of Contents](#)

Same property occupancy at the end of 2014 was 92.6%. While this was slightly below our goal of 92.8%, in light of the impact from proactively managing future lease expirations discussed above and record leasing activity, the Compensation Committee concluded that management had met this goal for the year. One of our goals was to change the mix of our target tenant base from law firms and financial services firms to the technology and creative industries. In 2014 alone, we increased our exposure to tenants in these industries by 21%, from 14.3% of our portfolio at the end of 2013 to 17.3% at the end of 2014. Occupancy for our direct competitors ranged from 90.5% to 94.4%.

∅ G&A Expense

Target	Actual	Performance Against Target
\$100 million or less	\$98.9 million	Met

Our 2014 goal was to reduce G&A expense to \$100 million or less. Our actual 2014 G&A expense was \$98.9 million (a 14.2% reduction from 2013), which represents approximately 4.1% of our gross revenue for 2014. We manage G&A expense to a significantly lower percentage of gross revenue than the office REITs that we consider our direct competitors.

∅ Development and Acquisitions

We delivered \$1.5 billion of new developments that are currently 86% leased, and have another \$2.1 billion of development underway. Our active pipeline currently consists of 11 projects representing 3.3 million square feet. In addition in December we signed a joint venture agreement with Delaware North Companies, Inc. for the development of a 1.8 million square foot mixed-use North Station Project, located adjacent to the Boston TD Garden. The greatest amount of new developments delivered in 2014 by the office REITs that we consider our direct competitors was \$578 million. Although no acquisitions were completed, we continued to evaluate potential transactions and were actively monitoring market conditions in line with our underwriting criteria for acquired assets.

∅ Management of the Balance Sheet

Our goal is to maintain liquidity and leverage ratios within our target operating ranges, so as to be able to fund capital commitments and future opportunities as they arise, and to reduce our average borrowing costs. In 2014, we improved our balance sheet by reducing our leverage ratios to the more conservative ends of our target operating ranges. Our adjusted net debt to combined EBITDA ratio decreased from 7.2x as of December 31, 2013 to 6.0x as of December 31, 2014, and our total adjusted debt to total adjusted market capitalization decreased from 38.3% as of December 31, 2013 to 29.0% as of December 31, 2014. (Refer to Appendix A to this proxy statement for reconciliations and other information regarding our adjusted net debt to combined EBITDA ratios as of December 31, 2014 and 2013, respectively.) During 2014 our Board approved management's recommendation to redeem early \$550 million of our unsecured senior notes that were set to mature in mid-2015, which was relatively high-cost debt with a weighted-average coupon of 5.34%. That resulted in a debt extinguishment charge to earnings of \$10.6 million or \$0.06 per share in the fourth quarter of 2014. The redemption was funded with a portion of the net proceeds from our asset sales.

∅ Revenue from Assets Other than Office

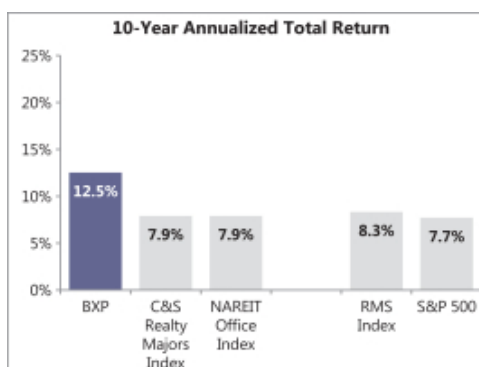
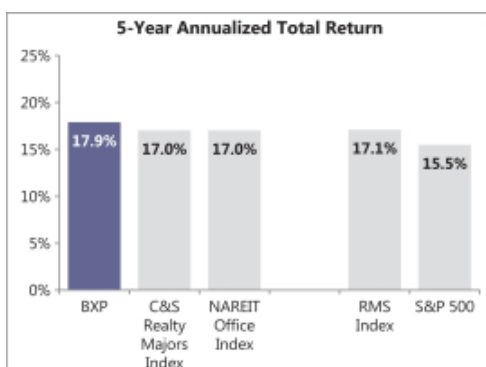
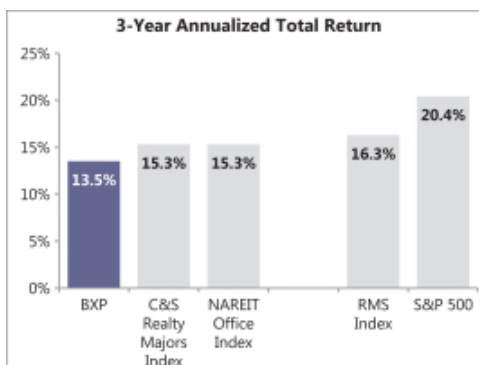
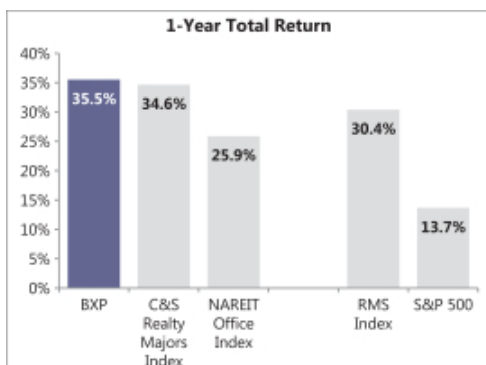
Our goal for 2014 was to increase revenue from residential and retail assets, and we accomplished the goal with 7.9% growth, from \$267 million in 2013 to \$288 million in 2014. We also added two new retail developments to our pipeline.

∅ Capital Expenditures

We managed capital expenditures according to plan, completing 2014 capital projects for a total of \$59 million.

Total Stockholder Return

The Compensation Committee reviewed data regarding the Company's TSR performance relative to different indices. Because we are the largest dedicated office REIT, our performance is most closely correlated with both the larger U.S. REITs and office-focused companies. Therefore, the Compensation Committee looks primarily at a comparison of our TSR against the Cohen & Steers Realty Majors Index and the FTSE NAREIT Office Index. The Compensation Committee also compares our TSR to (1) the MSCI U.S. REIT Index (commonly referred to as the "RMS Index") because it is a broad index for the domestic REIT sector and (2) the S&P 500 Index because the Company is included in that index and it is a benchmark for many institutional investors.



Our annualized TSR outperformed all four indices over the one-, five- and ten-year periods and underperformed over the three-year period. Consistent with the Company's focus on creating shareholder value over the longer term, the Compensation Committee emphasizes our TSR performance over three- and five-year periods, while taking into account all periods shown.

The Compensation Committee was satisfied that management surpassed its goals and continued to build a strong pipeline of new investments for the future, while maintaining investment discipline in a robust capital market for real estate assets. The Compensation Committee uses the market median of our compensation peer group for each element of executive compensation as its starting point and as the indicator of competitive market trends, then makes adjustments based on a comprehensive assessment of performance. Considering the management team's strong performance in exceeding 2014 strategic, operational, capital and management goals, continuing to execute on our strong development pipeline, and managing liquidity and leverage ratios within our target operating ranges, and also taking into account our TSR performance, the Compensation Committee decided that 2014 total compensation for the leadership team collectively should be set to a level that falls in the second quartile for NEOs as a group. Then, based on each NEO's role and performance, including evolving

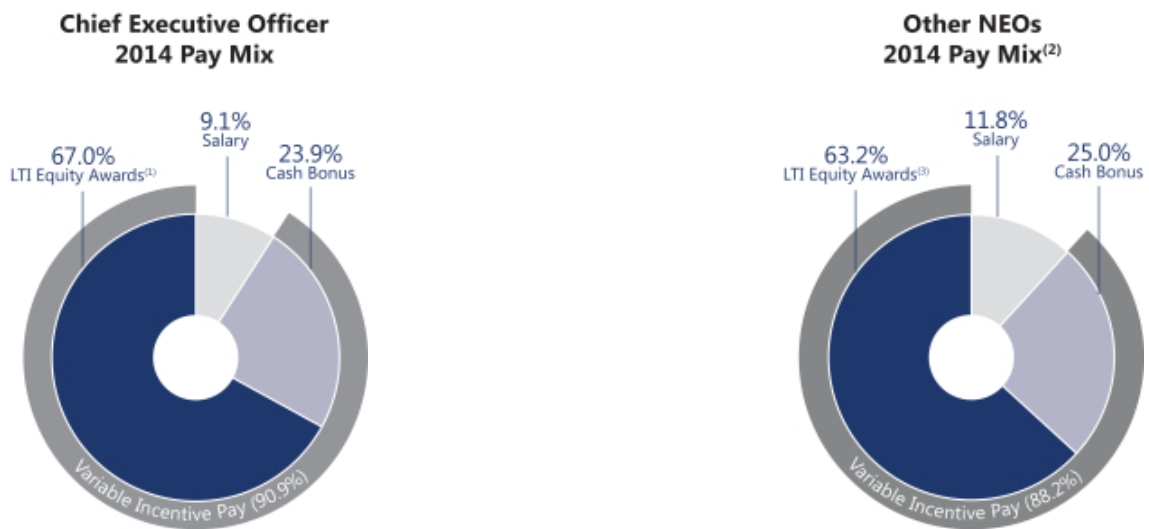
[Table of Contents](#)

roles within the ongoing management transition, the Compensation Committee approved the level and mix of pay for individual NEOs. The Compensation Committee believes that our executive compensation, both in the aggregate and for each NEO individually, is well-aligned with our stockholders' interests and in line with peer companies.

Looking ahead, the Compensation Committee expects to continue to use the same approach. We have established corporate and individual performance goals for 2015, divided into operational, capital and management goals, which, where possible, are designed to permit an assessment of "above," "met" or "below" performance levels. The Compensation Committee expects to continue to use the market median for executive compensation as its starting point and as the indicator of competitive market trends. It will then determine the level of compensation based on performance in light of the range for our compensation peer group. Any one element of compensation, as well as a specific NEO's pay, may vary based on factors the Compensation Committee considers relevant.

Alignment of Pay with Performance

Variable pay, consisting of LTI equity awards and annual cash bonus, constitutes the vast majority of our executive compensation (for our CEO and President, 90.9%). This allows the Compensation Committee to reward good performance and penalize poor performance. To build even stronger pay-for-performance alignment with our stockholders, LTI equity awards are predominantly "at-risk," performance-based equity awards, the ultimate value of which depends mostly on the Company's future relative TSR. The following charts present the allocation of total pay among different components for our CEO and the weighted average of each component for our other NEOs as a group:



- (1) Consists of 75% performance-based LTI equity awards and 25% time-based LTI equity awards.
- (2) "Other NEOs" in this chart excludes Mr. Zuckerman because, in light of his transition to non-executive Chairman of the Board, he is no longer an officer or employee and thus did not receive any performance-based LTI equity awards.
- (3) Consists of 67% performance-based LTI equity awards and 33% time-based LTI equity awards.

[Table of Contents](#)

The following table presents the total direct compensation of our NEOs, inclusive of salary, bonus and LTI equity awards, but not other items required by SEC rules to be reported in the Summary Compensation Table presented under “*Compensation of Executive Officers*.” We believe that this table most accurately reflects the decisions of the Compensation Committee with respect to executive compensation for performance in 2013 and 2014 because, in order to link annual awards of long-term equity incentive compensation to annual performance, the Compensation Committee, consistent with the majority of other companies whose fiscal year ends on December 31, typically makes equity awards for a particular year in late January or early February of the following year. However, unlike for cash bonuses, SEC rules for equity awards require that they be presented as compensation for the year in which they were actually granted, and consequently equity awards shown in the Summary Compensation Table presented under “*Compensation of Executive Officers*” on page 47 lag a year (*i.e.*, awards made in January 2015 to reward performance in 2014 are not reflected in this year’s Summary Compensation Table).

Executive	Salary			Cash Bonus		
	2014	2013	% Change	2014	2013	% Change
Mortimer B. Zuckerman ⁽¹⁾	\$1,000,000	\$1,000,000	0%	\$2,800,000	\$ 0	N/A
Owen D. Thomas ⁽²⁾	\$ 750,000	\$ 559,615	0% ⁽³⁾	\$1,972,500	\$1,293,750	14.3% ⁽³⁾
Douglas T. Linde	\$ 695,000	\$ 675,000	3.0%	\$1,686,377	\$1,487,500	13.4%
Raymond A. Ritchey	\$ 690,000	\$ 670,000	3.0%	\$1,480,000	\$1,386,250	6.8%
Michael E. LaBelle	\$ 475,000	\$ 460,000	3.3%	\$ 785,000	\$ 665,000	18.0%

Executive	LTI Equity Awards			Total Compensation		
	2014	2013	% Change	2014	2013	% Change
Mortimer B. Zuckerman ⁽¹⁾	\$2,200,000	\$ 0	N/A	\$6,000,000	\$1,000,000	500%
Owen D. Thomas ⁽²⁾	\$5,527,500	\$3,768,750	10.0% ⁽³⁾	\$8,250,000	\$5,622,115	10.1% ⁽³⁾
Douglas T. Linde	\$4,418,623	\$4,012,500	10.1%	\$6,800,000	\$6,175,000	10.1%
Raymond A. Ritchey	\$4,030,000	\$3,818,750	5.5%	\$6,200,000	\$5,875,000	5.5%
Michael E. LaBelle	\$1,540,000	\$1,375,000	12.0%	\$2,800,000	\$2,500,000	12.0%

(1) Excludes amounts paid to Mr. Zuckerman under his March 2013 transition benefits agreement (“TBA”), which covered a period of 21 months straddling 2013 and 2014 and consisted of \$6,700,000 in cash and \$11,062,500 in equity awards.

(2) For 2013, figures represent the actual amounts paid for service between April 2, 2013 (the date on which Mr. Thomas became our Chief Executive Officer) and December 31, 2013.

(3) Represents percentage increase over annualized amounts for 2013.

Rigorous Performance-Based Programs

Since 2013, the Compensation Committee has made performance-based awards under our Multi-Year Long-Term Incentive Program (“MYLTIP”), which uses levels of opportunity – threshold, target, high and (for the 2013 and 2014 MYLTIP awards) exceptional performance. The Compensation Committee believes that, as compared to prior performance-based programs, the MYLTIP’s design is relatively simple, retains a high degree of rigor and provides executives with more easily quantifiable incentives. Performance is measured against two different indices, with limited absolute TSR modifiers.

[Table of Contents](#)

In considering the terms of 2015 MYLTIP awards, the Compensation Committee asked FPL to compare the design and terms of the 2014 MYLTIP awards against current market practice in the REIT industry for performance-based equity plans to ensure that the plan's design is competitive and provides an appropriate risk-reward trade-off. FPL advised the Compensation Committee that many REITs are using percentile rankings against a peer group or indices, rather than fixed basis point differential hurdles, in measuring relative TSR performance under their plans. As a result FPL examined how percentile rankings (on an average basis) and basis point hurdles used by the Company for 2014 MYLTIP awards compare across performance periods. The most common plan design sets "threshold" performance at the 25th percentile, "target" performance at the 50th percentile, and "high" performance at the 75th percentile. FPL reviewed the basis point differential hurdles of the 2014 MYLTIP against 25th and 75th percentile performance outcomes and presented the following conclusions: (1) 2014 MYLTIP awards had more challenging performance hurdles at the "threshold" and "target" levels, but a slightly less challenging hurdle at the "high" level; (2) our use of different basis point hurdles for the two indices was atypical; and (3) the 3.0x "exceptional" performance opportunity was also atypical. Based on these conclusions, the Compensation Committee and FPL revised the plan design for 2015 MYLTIP awards as follows: (1) the basis point differential hurdles were revised to be more in line with, but slightly more challenging, on average, than percentile rankings; (2) the plan was simplified by making the basis point differential hurdles identical for the two indices; (3) the 3.0x "exceptional" level was eliminated; and (4) the "high" level was changed from 2.0x to 2.5x.

The 2015 MYLTIP pool will be based (i) 50% on our annualized, compounded TSR relative to the annualized, compounded total return of the C&S Realty Index, and (ii) 50% on our annualized, compounded TSR relative to the annualized, compounded total return of the FTSE NAREIT Office Index adjusted to exclude the Company, as follows:

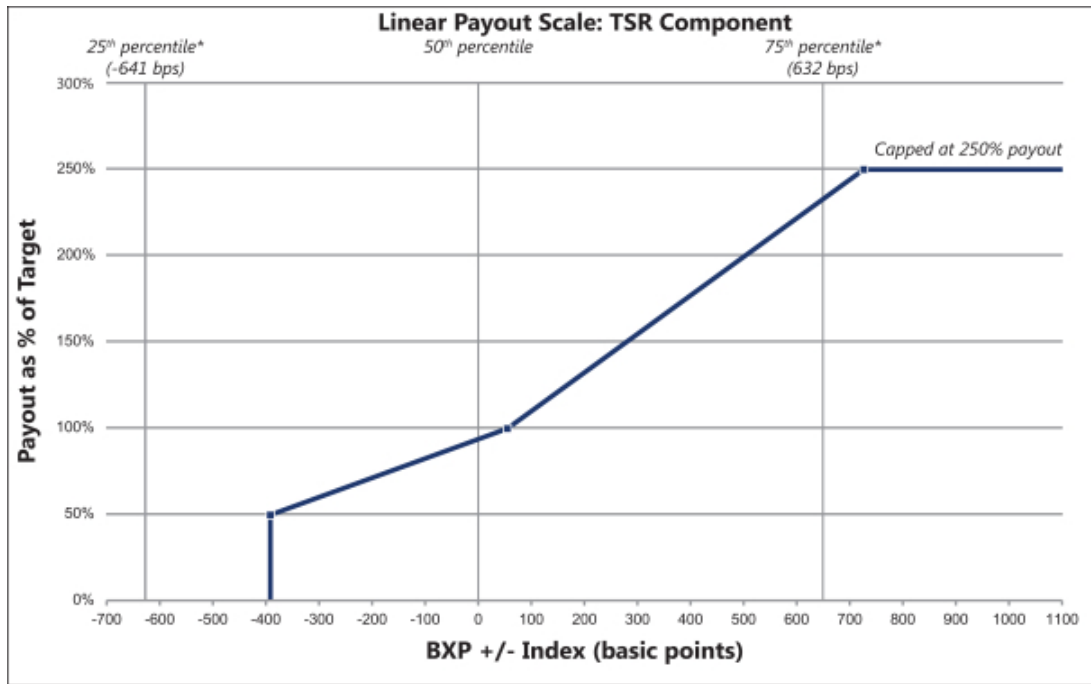
Tier	Company TSR Relative to Applicable Index	Payout Level
Threshold	-400 basis points	0.5x Target Value
Target	+50 basis points	1.0x Target Value
High	+725 basis points	2.5x Target Value

* Linear interpolation applies between tiers.

As was the case for the 2014 MYLTIP, the 2015 MYLTIP also has absolute TSR modifiers that (A) reduce the level of earned awards by 20% if our annualized TSR is less than 0%, and (B) cause awards to be earned at 50% of target value if our annualized TSR is more than 12%, even though based on relative TSR alone no awards would be earned.

[Table of Contents](#)

The following graph illustrates how, on average, the basis point differential hurdles for 2015 MYLTIP awards correlate to a hypothetical performance-based plan using 25th/50th/75th percentile rankings. The Compensation Committee believes, and was advised by FPL, that the revised plan design is more reflective of market practice in the REIT industry, which should make 2015 MYLTIP awards a more effective performance-based element of our executive compensation.



* Basis point differential hurdles associated with the 25th and 75th percentile rankings are based on historical data for the 20 largest REITs by market capitalization and the REITs (other than the Company) that are included in the FTSE NAREIT Office Index, in each case averaged for overlapping three-year measurement periods starting with 1998 and ending with 2014.

[Table of Contents](#)

The following table summarizes outstanding MYLTIP awards:

Program	Performance Period	Performance Requirements	Maximum Potential Value	Grant Date Value(1)	Actual Value Earned	Status
2013 MYLTIP	Feb 2013 – Feb 2016	3-Year Relative TSR, Limited Absolute TSR Modifiers	\$31M	\$8.1M	TBD	Results will be determined in early 2016. Through December 31, 2014, performance was tracking to result in a payout of approximately 145% of target.
2014 MYLTIP	Feb 2014 – Feb 2017	3-Year Relative TSR, Limited Absolute TSR Modifiers	\$40M	\$12.7M	TBD	Results will be determined in early 2017. Through December 31, 2014, performance was tracking to result in a payout of approximately 125% of target.
2015 MYLTIP	Feb 2015 – Feb 2018	3-Year Relative TSR, Limited Absolute TSR Modifiers	\$41M	\$15.7M	TBD	Results will be determined in early 2018.

(1) Represents the aggregate value of awards to all recipients, not only the portion awarded to NEOs.

Company Peer Group and Compensation Advisor's Assessment

The Compensation Committee monitors the effectiveness of our executive compensation program on an ongoing basis. For it to be effective, among other things, we believe it is necessary for compensation to be competitive with other large public real estate companies with which we compete for executive talent. The Compensation Committee uses industry peer group data as one tool in assessing and determining pay for our executive officers. Other REITs, however, both in the office sector and in other sectors, are not always comparable to us because of differences in underlying business fundamentals. Peer group data is intended to provide the Compensation Committee with insight into overall market pay levels, market trends, "best" governance practices, and overall industry performance. The market median for each compensation element serves as a reference point and indicator of competitive market trends and the Compensation Committee uses it as the starting point when setting our executive compensation. We believe this use of peer company data is consistent with how stockholders and proxy advisory firms use such data.

The Compensation Committee retained FPL as its advisor in November 2012 and during 2014 re-assessed and re-affirmed the independence of FPL in connection with renewal of the engagement. The Compensation Committee directed FPL to, among other things: (1) benchmark our executive compensation against our peers and assist in developing compensation objectives; (2) analyze trends in compensation in the marketplace generally and among our peers specifically; and (3) recommend the components and amounts of compensation for our top executive officers. FPL did not perform any other services for the Company in 2014.

FPL selected the companies to be included in the peer group we use for benchmarking executive compensation based on a review of the methodologies employed by twelve of the REITs included in the S&P 500 Index. Based on these criteria, FPL recommended to the Compensation Committee the same peer group of sixteen publicly traded real estate companies as it did in 2014, which are comparable to the Company in terms of total capitalization and assets, irrespective of property focus. FPL felt that size, as measured by total capitalization rather than equity market capitalization, is the most relevant criterion because top executives are ultimately responsible for managing the entire organization and total capitalization best depicts scale, complexity and breadth of operations, as well as the amount of capital and assets managed. Notably, all but one of the peers in the selected peer group also list us as a peer company.

[Table of Contents](#)

The following table provides the names and key information for each peer company as of December 31, 2014.

Name	Property Focus	Headquarters	Number of Employees	Implied Equity Market Capitalization (in millions)	Enterprise Value (in millions)
American Tower Corporation	Specialty	Boston, MA	2,974	\$ 39,214	\$ 54,505
AvalonBay Communities, Inc.	Multi-family	Arlington, VA	3,006	\$ 21,577	\$ 28,165
Digital Realty Trust, Inc.	Specialty	San Francisco, CA	860	\$ 9,192	\$ 14,920
Equity Residential	Multi-family	Chicago, IL	3,527	\$ 27,095	\$ 38,115
General Growth Properties, Inc.	Regional Mall	Chicago, IL	1,800	\$ 25,028	\$ 41,730
HCP, Inc.	Health Care	Long Beach, CA	170	\$ 20,510	\$ 30,343
Health Care REIT, Inc.	Health Care	Toledo, OH	438	\$ 24,880	\$ 37,098
Host Hotels & Resorts, Inc.	Hotel	Bethesda, MD	256	\$ 18,190	\$ 22,214
Kimco Realty Corporation	Shopping Center	N. Hyde Park, NY	580	\$ 10,394	\$ 16,021
The Macerich Company	Regional Mall	Santa Monica, CA	1,047	\$ 14,073	\$ 20,765
Prologis, Inc.	Industrial	San Francisco, CA	1,505	\$ 22,081	\$ 32,629
Public Storage	Self-storage	Glendale, CA	5,300	\$ 31,919	\$ 36,335
Simon Property Group, Inc.	Regional Mall	Indianapolis, IN	4,325	\$ 66,221	\$ 87,140
SL Green Realty Corp.	Office	New York, NY	1,060	\$ 12,057	\$ 21,325
Ventas, Inc.	Health Care	Chicago, IL	479	\$ 21,560	\$ 32,578
Vornado Realty Trust	Diversified	New York, NY	4,503	\$ 23,376	\$ 36,536
Median			1,283	\$ 21,829	\$ 32,603
Average			1,989	\$ 24,210	\$ 34,401
Boston Properties, Inc.			750	\$ 22,014	\$ 34,003
Relative Percentile Rank			31%-ile	52%-ile	56%-ile

FPL's benchmarking review was based on information disclosed in the peer companies' 2014 proxy statements, which reported data with respect to fiscal 2013 (the latest year for which comprehensive data is publicly available), as well as FPL's proprietary database. FPL also reviewed the 2014 NAREIT Compensation Survey (which FPL conducts) and additional proprietary real estate compensation surveys conducted throughout the year by FPL for additional context. FPL's review compared our executive pay practices to cash and non-cash compensation awarded to executives in comparable positions at peer companies. FPL advised the Compensation Committee that the peer companies generally have compensation programs comparable to ours, with annual bonuses generally in the form of cash and annual long-term compensation generally in the form of equity with time-based vesting over three to five years and a focus on performance-based compensation.

Role of Management in Compensation Decisions

Our Chief Executive Officer and President make recommendations to the Compensation Committee on the compensation of executive officers who report to them based on their assessment of achievement of the Company's strategic and tactical plans, executives' individual performance and a variety of other factors (e.g., compensation history, tenure, responsibilities, market data for competitive positions and retention concerns). The Compensation Committee considers these recommendations together with the input of our independent compensation consultant. All final decisions affecting executive compensation are made by the Compensation Committee.

What We Pay and Why

We designed our executive compensation program to accomplish the following objectives:

OBJECTIVES

- to attract, retain and reward executives who have the motivation, experience and skills to continue our track record of profitability, growth and attractive TSR
- to link compensation with enhancing stockholder value, given market conditions
- to base each executive's compensation on the appropriate blend of corporate and individual goals, with NEOs being held accountable for balance sheet management, strategic planning and the allocation of resources to competing growth opportunities among our regions and executives in each region being held accountable for the operating performance of the assets within their control
- to set total compensation to be competitive with similarly situated public real estate companies across property sectors
- to provide most of each executive's total compensation as variable compensation in a pay-for-performance setting through a combination of cash bonus and LTI equity awards
- to provide a significant portion of total compensation as performance-based, LTI equity awards that align our executives with stockholders using relative TSR as the main metric.

The following is a summary of how the Compensation Committee believes its decisions on NEO pay for performance during 2014 are consistent with a pay-for-performance philosophy, provide alignment with stockholders and serve as a retention tool:

HOW WE ACCOMPLISH OUR OBJECTIVES

- while we do not employ a formula, base salary ("fixed pay") generally comprises a relatively small portion of total NEO pay
- annual cash bonus generally comprises approximately a quarter of total NEO pay
- LTI equity awards generally comprise approximately two-thirds of total NEO pay
- we do not target a specific percentile range within the Company's peer group when determining an individual NEO's pay; instead, the Compensation Committee: (1) uses the market median as the starting point; (2) reviews market data from the peer group as one of several reference points useful for determining the right form and amount of compensation for each NEO; and (3) adjusts compensation up or down from the market median based on a comprehensive assessment of performance
- we utilize a variety of objective performance metrics that we consider key drivers of value creation and measure performance on both an absolute basis and against office REITs that we consider our direct competitors. Goals include FFO per share, growth in same property cash and GAAP NOI, new developments, leasing activity, management of the balance sheet, management of G&A expenses, management of capital expenditures, acquisition and disposition transactions, preserving the dividend, and portfolio performance
- the ultimate value of performance-based LTI equity awards is dependent mostly on the Company's future relative TSR.

[Table of Contents](#)

Base Salaries

The Compensation Committee periodically reviews base salaries for NEOs and makes adjustments to reflect market conditions, changes in responsibilities and merit increases. The Compensation Committee approved base salaries for 2015 as follows:

Executive	2015 Base Salary	% Change from 2014
Mortimer B. Zuckerman ⁽¹⁾	N/A	N/A
Owen D. Thomas	\$ 775,000	3.3%
Douglas T. Linde	\$ 715,000	2.9%
Raymond A. Ritchey	\$ 710,000	2.9%
Michael E. LaBelle	\$ 490,000	3.2%

- (1) Mr. Zuckerman ceased to be an employee on December 31, 2014 upon transitioning to non-executive Chairman of the Board and no longer receives a base salary.

Cash Bonuses

The Compensation Committee approved the following cash bonuses for 2014 performance:

Executive	Cash Bonus	% Change from 2013
Mortimer B. Zuckerman	\$ 2,800,000	N/A
Owen D. Thomas ⁽¹⁾	\$ 1,972,500	14.3%
Douglas T. Linde	\$ 1,686,377	13.4%
Raymond A. Ritchey	\$ 1,480,000	6.8%
Michael E. LaBelle	\$ 785,000	18.0%

- (1) Mr. Thomas' 2013 target bonus was set in his employment agreement at 230% of base salary (pro-rated for a partial year of service (April 2-December 31, 2013)), and he agreed to receive it in its entirety in equity rather than cash. The percentage change is based on the annualized amount he received for 2013.

LTI Equity Awards

The Compensation Committee approved LTI equity awards to NEOs for 2014 performance as a dollar amount that was then converted into a mix of performance-based MYLTIP awards and time-based, full-value equity awards. The following table sets forth the total combined value of the performance-based and time-based equity awards to NEOs:

Executive	Total LTI Equity Awards Grant Date Value			Performance-Based LTI Equity Awards as a Percentage of Total		Time-Based LTI Equity Awards as a Percentage of Total	
	2014	2013	% Change	2014	2013	2014	2013
Mortimer B. Zuckerman	\$2,200,000	\$ 0	N/A	N/A ⁽¹⁾	N/A	N/A ⁽¹⁾	N/A
Owen D. Thomas	\$5,527,500	\$3,768,750 ⁽²⁾	10.0% ⁽²⁾	75%	75%	25%	25%
Douglas T. Linde	\$4,418,623	\$4,012,500	10.1%	75%	75%	25%	25%
Raymond A. Ritchey	\$4,030,000	\$3,818,750	5.5%	65%	65%	35%	35%
Michael E. LaBelle	\$1,540,000	\$1,375,000	12.0%	50%	50%	50%	50%

- (1) In light of his transition to non-executive Chairman of the Board, Mr. Zuckerman is no longer an officer or employee and thus did not receive any performance-based LTI equity awards.
- (2) Pro-rated for a partial year of service (April 2-December 31, 2013). The percentage change is based on the annualized amount for 2013.

The performance-based portion of LTI equity awards for 2014 performance was made under the 2015 MYLTIP, with a three-year performance period (February 5, 2015 to February 4, 2018), an additional

[Table of Contents](#)

year of time-based vesting, a total target value for all 51 participants (not only NEOs) of approximately \$16.3 million, and an aggregate payout opportunity ranging from zero to a maximum of \$40.8 million. The baseline share price for 2015 MYLTIP awards was \$141.15 (the average closing price of our common stock on the NYSE for the five trading days prior to and including February 5, 2015). The following table sets forth the 2015 MYLTIP awards to NEOs:

Executive	Percentage of 2015 MYLTIP	Grant Date Value	Target Value
Mortimer B. Zuckerman ⁽¹⁾	N/A	N/A	N/A
Owen D. Thomas	26.5%	\$4,145,625	\$4,318,359
Douglas T. Linde	21.2%	\$3,313,968	\$3,452,050
Raymond A. Ritchey	16.7%	\$2,619,500	\$2,728,645
Michael E. LaBelle	4.9%	\$ 770,000	\$ 802,083

- (1) In light of his transition to non-executive Chairman of the Board, Mr. Zuckerman is no longer an officer or employee and thus did not receive any performance-based LTI equity awards.

Under the Financial Accounting Standards Board's Accounting Standards Codification 718 "Compensation – Stock Compensation" ("ASC Topic 718"), we expect that 2015 MYLTIP awards to all employees (not only those made to NEOs) will have an aggregate value of approximately \$15.7 million, which amount will generally be amortized into earnings over the four-year plan period under the graded vesting method. 2015 MYLTIP awards consisted of LTIP units subject to forfeiture to the extent they are not earned or do not become vested. The number of LTIP units issued was an estimate of the maximum number of LTIP units that NEOs could earn, based on certain assumptions. The number of LTIP units actually earned will be determined at the end of the performance period by dividing each NEO's share of the total pool, if any, by the average per share closing price of our common stock on the NYSE for the 15 trading days immediately preceding the measurement date. If fewer LTIP units than the number issued initially are earned, the balance will be forfeited. Prior to the measurement date, LTIP units issued on account of 2015 MYLTIP awards will be entitled to receive per unit distributions equal to 10% of the regular quarterly distributions payable on a common unit, but will not be entitled to receive any special distributions, as opposed to distributions per unit equal to those, both regular and special, payable on a common unit after the measurement date.

The time-based portion of 2014 LTI equity awards granted to Messrs. Thomas, Linde and LaBelle consisted of LTIP units or restricted shares of our common stock with four-year vesting (25% per year). In the case of Mr. Ritchey, the time-based portion of his 2014 LTI equity award was fully vested upon issuance because he had attained age 62 with 20 years of service with us. Pursuant to our Equity Award Grant Policy discussed below, time-based full-value equity awards were issued as of the close of business on February 3, 2015 based on the closing price of our common stock on the NYSE on that date (\$141.81).

Compensation for Former Executive Chairman

Effective December 31, 2014, Mr. Zuckerman completed his transition from Executive Chairman to non-executive Chairman of the Board. As our founder and Chairman for our entire 45-year history, including 17 of those years as a public company, he presided over the growth of Boston Properties into the seventh largest REIT in the U.S. and one of the most successful office-focused REITs. During this time he was instrumental in some of the largest, most profitable and transformative transactions in the industry. Beginning in 2010, Mr. Zuckerman played a key role in working with the Board of Directors to identify our next Chief Executive Officer. After the appointment of Mr. Thomas, effective April 2, 2013, Mr. Zuckerman continued his efforts to execute the succession process, a crucial phase for a company like ours that focuses on long-term value creation and takes on complex, technically challenging development projects. The Board of Directors is pleased with the succession process and believes that we have a strong leadership team that has demonstrated stability during a transition period and is focused on executing our long-held strategy.

[Table of Contents](#)

As contemplated by the TBA we signed with Mr. Zuckerman in March 2013, the succession process came to its completion in 2014. Notwithstanding the fact that the TBA contemplated that there would be a consulting arrangement after completion of the transition, going forward Mr. Zuckerman will no longer be eligible to receive any salary, bonus or incentive compensation as an employee or consultant. The Compensation Committee asked FPL to provide data regarding the range of compensation for non-executive chairmen in comparable situations. After reviewing the data, the Compensation Committee decided that, in light of Mr. Zuckerman's role going forward and his prominence and contacts in the real estate industry, as Chairman he will be entitled to \$350,000 per year to be allocated between cash and equity in the same manner as the existing Director retainer (*i.e.*, one-third payable in equal quarterly cash installments and two-thirds payable in shares of restricted common stock or, at his election, LTIP units) (see "*Compensation of Directors*"). The Board of Directors has nominated Mr. Zuckerman for re-election as a director at the 2015 annual meeting of stockholders and is pleased that Mr. Zuckerman has agreed to stand for re-election and continue to serve as our non-executive Chairman.

The TBA provides that, as Chairman, Mr. Zuckerman will be entitled to retain the perquisites provided to him when he entered into the TBA on a basis comparable to what has been provided to him in the past. These benefits consist of: his existing office suite or, at his election, other Company-owned office space, including related furnishings, equipment and technical support; a full-time secretary; drivers and 50% of the cost of an automobile; and 50% of the cost of an additional secretary and of a financial administrative assistant. On March 9, 2015, we entered into a supplemental agreement with Mr. Zuckerman providing that he will continue to receive these benefits for so long as he is serving on the Board of Directors and without regard to his service as Chairman. Also, if he no longer serves on the Board of Directors, he will continue to receive these benefits (other than an additional secretary and financial administrative assistant) until December 31, 2019, and will be entitled to the use of office facilities until December 31, 2024. In the event of his death, his executors, administrators and/or heirs will be allowed to use his office facilities until June 30, 2020 (or for six months if death occurs after January 1, 2020) and will have the support of a secretary for six months. Finally, the period for the exercise of Mr. Zuckerman's stock options will end on the earlier of one year from when he ceases to be a Director or the original option expiration date.

Apart from the compensation and benefits provided to Mr. Zuckerman under the TBA, the Board of Directors reserved the discretion to award additional incentive compensation for 2014 if performance and other factors justified doing so. The Board assessed Mr. Zuckerman's performance in 2014 and took note that, since relinquishing the role of CEO in 2013, Mr. Zuckerman has continued to play an important role in the planning and, in certain circumstances, execution of our overall corporate strategy, including the recycling of capital from existing assets into new development. The Board of Directors particularly noted Mr. Zuckerman's important role in the negotiation and execution of a lease with salesforce.com to occupy approximately 714,000 square feet in the planned 1.4 million square foot Salesforce Tower (formerly Transbay Tower), which was the largest lease ever signed in the City of San Francisco, and a long-term lease extension with Apple Inc. at 767 Fifth Avenue (the General Motors Building) in New York. Those two transactions alone are expected to greatly enhance the expected long-term value of those iconic assets. Recognizing that Mr. Zuckerman's vision, stature and relationships translated into significant contributions to our performance and laid a strong foundation for our continued success, on January 21, 2015, the Compensation Committee awarded him a cash bonus for calendar year 2014 of \$2,800,000 and \$2,200,000 in LTIP units that will be non-transferable until January 1, 2016.

Other Compensation Policies

Double-Trigger Acceleration of Vesting of Equity Awards upon a Change of Control

The Company received a stockholder proposal at its 2014 annual meeting regarding accelerated vesting of equity awards of senior executives upon a change of control and approximately 53% of shares cast were voted in its favor. Although the level of support was barely a majority, the Compensation Committee was responsive to our stockholders and, with the advice of its independent advisor, FPL, undertook a full review of the Company's policy regarding acceleration of vesting upon a change of control. As a result of that process, the Compensation Committee decided to modify time-based equity awards made in 2015 or later to include "double-trigger" vesting, meaning that, if there is a "change of control" and the awards are not otherwise cancelled in connection with the change of control transaction, they only become fully vested if, within 24 months after the change of control, the executive's employment is terminated by the Company or its successor without "cause" or the executive resigns for "good reason." We believe that the change brings our policy regarding acceleration of vesting upon a change of control in line with current best practice while also continuing to remove potential disincentives for executives to pursue a change of control transaction that would benefit stockholders.

The stockholder proposal approved at the 2014 annual meeting only called for changes to equity awards made to NEOs under future equity incentive plans or plan amendments that stockholders approve, and did not require that it be implemented to affect existing contractual rights. However, the Compensation Committee decided to make the change effective immediately, and those senior officers, including our Chief Executive Officer, who are entitled to single-trigger vesting under their employment agreements have agreed to be subject to the new policy. The Compensation Committee believes that this demonstrates its and management's responsiveness and that the new policy addresses two key objectives:

- *Aligning executives' interests with stockholders' interests:* when a change of control may be imminent, it is important to ensure that executives have the same incentive as stockholders to maximize stockholder value.
- *Minimizing conflicts of interest:* double-trigger vesting in the context of a potential change of control reduces distraction and the risk that executives would leave the Company before a transaction is completed, while also preventing executives from receiving a windfall by compensating them only if their employment is terminated.

Clawback Policy

The Compensation Committee adopted a formal "clawback" policy, which allows the Company to recoup from all executive officers and certain other specified officers incentive compensation paid on the basis of financial results that are subsequently restated. Under the policy, if the Company is required to prepare an accounting restatement due to material non-compliance by the Company with any financial reporting requirement, the Compensation Committee may require those officers to repay or forfeit "excess compensation," which includes annual cash bonus and long-term incentive compensation in any form (including stock options, restricted stock and LTIP units, whether time-based or performance-based) received by them during the three-year period preceding the publication of the restated financial statements, that the Compensation Committee determines was in excess of the amount that they would have received had such compensation been determined based on the financial results reported in the restated financial statements.

The Compensation Committee may take into account any factors it deems reasonable in determining (i) whether to seek recoupment of previously paid excess compensation, (ii) the amount of excess compensation to recoup from each individual officer, which may reflect whether the Compensation Committee concluded that he or she engaged in wrongdoing or committed grossly negligent acts or omissions, and (iii) the form of the compensation to be recouped. The Compensation Committee

[Table of Contents](#)

intends to periodically review this policy and, as appropriate, conform it to any applicable final rules adopted pursuant to the Dodd-Frank Wall Street Reform and Consumer Protection Act.

Gross-Up for Excess Parachute Payments

The Compensation Committee adopted a formal “no tax gross-up” policy with respect to its senior executives. Pursuant to this policy, the Company will not make or promise to make any tax gross-up payment to any senior executive in the future, other than payments in accordance with existing obligations or pursuant to arrangements applicable to management employees of the Company generally, such as a relocation policy. Recent employment agreements entered into with new senior executives do not provide for tax gross-up payments and, accordingly, this policy represents the formalization of the Compensation Committee’s pre-existing practice with respect to tax gross-ups. In addition, the Compensation Committee adopted amendments to the Company’s Senior Executive Severance Plan and Executive Severance Plan to provide that executives who become eligible to participate in these plans in the future will not be entitled to any tax gross-up payments under the plans.

Policy Concerning Hedging and Pledging Transactions

Certain transactions in Company securities (such as purchases and sales of publicly traded put and call options, short sales, hedging transactions such as prepaid variable forwards, equity swaps and collars) create a heightened compliance risk or could create the appearance of misalignment between management and stockholders. In addition, securities held in a margin account or pledged as collateral may be sold without consent if the owner fails to meet a margin call or defaults on the loan, thus creating the risk that a sale may occur at a time when an officer or director is aware of material, non-public information or otherwise is not permitted to trade in Company securities. Therefore, under the policy, executive officers and directors are prohibited from engaging in short sales and derivative transactions, purchasing Company securities on margin and pledging Company securities as collateral for a loan. An exception may be granted on a case-by-case basis where an executive officer or director who wishes to pledge Company securities as collateral for a loan (not including margin debt) clearly demonstrates the financial capacity to repay the loan without resort to the pledged securities. No such exceptions have ever been granted.

Mandatory Minimum Equity Ownership Policy for Senior Executives

To align senior management with our stockholders and demonstrate to the investment community that our senior management is personally committed to our continued financial success, the Company has a policy in place that requires the following officer positions to maintain equity ownership equal to a multiple of their base salaries as follows:

Title	Multiple of Base Salary
Chief Executive Officer	6.0x
President	5.0x
Executive Vice President	5.0x
Senior Vice President, Chief Financial Officer	2.0x
Senior Vice President, Regional Manager	2.0x
All other Senior Vice Presidents	1.5x

If an executive falls below the applicable guideline due solely to a decline in the value of our common stock, the executive will not be required to acquire additional shares to meet the guideline, but he or she will be required to retain all shares then held (except for shares withheld to pay withholding taxes or the exercise price of options) until such time as the executive again attains the target multiple.

[Table of Contents](#)

Employees who are hired or promoted to senior management positions will have a five-year period beginning on January 1 of the year following their appointment to achieve this ownership requirement. Exceptions may be made for significant extenuating personal circumstances. The types of securities that will be counted toward the equity ownership requirement include shares of our common stock, common units and LTIP units (excluding performance-based LTIP units until and unless they have been earned), in each case both vested and unvested, as well as shares acquired and held through our stock purchase and dividend reinvestment plans. Stock options will not be counted.

Equity Award Grant Policy

Under our Equity Award Grant Policy, our annual grants to employees are approved at a meeting of our Compensation Committee held in or around the third or fourth week of January each year. The policy specifies the effective grant date for such awards as immediately following the closing of the NYSE on the second trading day after the Company publicly releases its financial results for the prior year. We believe this policy provides the necessary certainty and transparency for both employees and stockholders, while allowing the Compensation Committee desired flexibility.

Our Compensation Committee approves equity awards in dollar values. To the extent these awards are paid in the form of full-value awards (either shares of restricted stock and/or LTIP units), the number of shares/units granted is calculated by dividing the dollar value of the approved awards by the closing market price on the NYSE of a share of our common stock on the effective date of grant. To the extent these awards are made in the form of stock options, the number of shares underlying option grants is determined by dividing the dollar value of the approved awards by the fair value of a ten-year option with the exercise price equal to the closing market price on the NYSE of a share of our common stock on the effective date of grant, as calculated by an independent valuation expert in accordance with ASC Topic 718 using assumptions approved by the Compensation Committee. The Equity Award Grant Policy did not apply to MYLTIP awards because they are not "full-value" awards upon issuance and their value depends on our future TSR performance; accordingly, consistent with past practice for performance-based equity awards, the Compensation Committee determined that the MYLTIP baseline share price, from which TSR performance is measured, should be based on the average closing stock price for the five trading days prior to and including the effective date of grant.

LTIP Units

Since 2003 we have used a class of partnership interests in our Operating Partnership, called long term incentive units, or LTIP units, as a form of equity-based award for annual long-term incentive equity compensation. LTIP units are designed to qualify as "profits interests" in the Operating Partnership for federal income tax purposes, meaning that initially they are not economically equivalent in value to a share of our common stock, but over time can increase in value to one-for-one parity with common stock by operation of special tax rules applicable to profits interests. LTIP units are designed to offer executives a long-term incentive comparable to restricted stock, while allowing them to enjoy a more favorable income tax treatment. Each LTIP unit awarded is deemed equivalent to an award of one share of common stock reserved under our incentive equity plan. The key difference between LTIP units and restricted stock is that at the time of award, LTIP units do not have full economic parity with common units, but can achieve such parity over time upon the occurrence of specified events in accordance with partnership tax rules. Until and unless such parity is reached, the value that an executive will realize for a given number of vested LTIP units is less than the value of an equal number of shares of our common stock.

Under the 2013 MYLTIP, 2014 MYLTIP and 2015 MYLTIP, during the performance period holders of LTIP units will receive distributions equal to one-tenth ($\frac{1}{10}$ th) of the amount of regular quarterly distributions paid on a unit, but will not receive any special distributions. After the end of the performance period, holders of earned LTIP units, both vested and unvested, will be entitled to receive distributions in an amount per LTIP unit equal to the distributions, both regular and special, payable on

[Table of Contents](#)

a common unit (which equal per share dividends (both regular and special) on our common stock). LTIP units awarded with time-based vesting conditions only, both vested and unvested, are entitled to receive distributions in an amount per LTIP unit equal to the distributions, both regular and special, payable on a common unit.

Employment Agreements

We have employment agreements with each of our NEOs (other than Mr. Zuckerman). (See “*Potential Payments Upon Termination or Change in Control*” below.) These agreements provide for a certain level of severance, generally the sum of base salary plus the prior year’s cash bonus, 12 additional months of vesting in equity-based awards and participation in our health plan for up to 12 months, in the event of a termination of employment by us without cause or by the executives for good reason. The employment agreement with Mr. Thomas provides for stipulated severance benefits in lieu of participation in severance plans for which other NEOs are eligible. In return, each executive agrees, during the term of employment and for one year thereafter, not to compete with us, solicit our tenants or employees or interfere with our relationship with our tenants, suppliers, contractors, lenders, employees or with any governmental agency. We believe that these agreements are fair to the executives and to our stockholders and, because the severance benefits are negotiated at the time of the agreement, avoid the need for protracted negotiations in the event of termination.

Change in Control Arrangements

We have an employment agreement with Mr. Thomas that provides him with cash severance and certain benefits in the event of his termination under certain circumstances within 24 months following a change in control. We also have two change in control severance plans, one for our President, Executive Vice Presidents, Chief Financial Officer and Regional Office Heads, and the other for our Senior Vice Presidents and those Vice Presidents with ten (10) or more years of tenure with us. These plans also provide cash severance and certain benefits in the event of termination of employment under certain circumstances within 24 months following a change in control. The change in control severance provision in Mr. Thomas’ employment agreement and the two change in control severance plans are “double trigger” arrangements, providing severance benefits only upon involuntary termination or constructive termination of the executive officer following a change in control. (See “*Potential Payments Upon Termination or Change in Control*” below.) Officers who became eligible under the two severance plans described above prior to their amendment in January 2014 upon adoption by the Compensation Committee of a formal “no tax gross-up” policy are entitled to a gross-up payment in the event they become subject to the 20% golden parachute excise tax. This was market practice when these plans were adopted in 1998. Mr. Thomas is not entitled to a tax gross-up payment under his employment agreement.

In our experience, change in control cash severance protection for executive officers is common in the REIT industry. Our Compensation Committee believes it is fair to provide severance protection in the event of an involuntary termination or constructive termination of employment following a change in control because very often senior manager positions are eliminated following a change in control. By agreeing up front to provide severance benefits in the event of an involuntary termination or constructive termination of employment following a change in control, the Compensation Committee believes we can reinforce and encourage the continued attention and dedication of senior management to their assigned duties without distraction in the face of an actual or threatened change in control and ensure that management is motivated to negotiate the best consideration for our stockholders. For treatment of equity awards in the event of a change in control, please see “*Double-Trigger Acceleration of Vesting of Equity Awards Upon a Change of Control*” above.

Perquisites

We provide a car and full-time drivers for the use of Mr. Zuckerman. This allows him to use his time efficiently for business purposes during his travel time. For Messrs. Linde and Ritchey, we provide a

[Table of Contents](#)

monthly car allowance of \$750 and we provide all of our executive officers a designated parking space. Mr. Thomas' employment agreement provides that he is entitled to the use of a Company-owned or leased vehicle, but Mr. Thomas declined this benefit in 2014. Apart from these arrangements, we do not provide any other perquisites to our executive officers.

Deferred Compensation Plan

We offer a deferred compensation plan that enables our executives to defer a portion of their base salaries and bonuses. The amounts deferred are not included in the executive's current taxable income and, therefore, are not currently deductible by us. The executives select from a limited number of mutual funds which serve as measurement funds, and the deferred amounts are increased or decreased to correspond to the market value of the mutual fund investments. Because the measurement funds are publicly traded securities, we do not consider any of the earnings credited under the deferred compensation plan to be "above market." We do not provide any matching contribution to any executive officer who participates in this plan, other than a limited amount to make up for any loss of matching contributions under our Section 401(k) plan. We have made this plan available to our executives in order to ensure that our benefits are competitive. See "Nonqualified Deferred Compensation" beginning on page 52.

Retirement and Health and Welfare Benefits

We have never had a traditional or defined benefit pension plan. We maintain a 401(k) retirement plan in which all salaried employees can participate which provides a Company matching contribution of 200% of the first 3% of compensation contributed to the plan (utilizing earnings not in excess of an amount established by the Internal Revenue Service (\$260,000 in 2014)). Other benefits, such as health and dental plans, group term life insurance, short- and long-term disability insurance and travel accident insurance, are also available generally to all of our salaried employees. Our executives participate in Company-sponsored benefit programs available broadly to generally all of our salaried employees, including our employee stock purchase plan and our 401(k) plan.

Deductibility of Executive Compensation

The Compensation Committee's policy is to consider the tax treatment of compensation paid to our executive officers while simultaneously seeking to provide our executives with appropriate rewards for their performance. Under Section 162(m) of the Internal Revenue Code of 1986, as amended (the "Code"), a publicly-held corporation may not deduct compensation of more than \$1 million paid to any "covered employee" unless certain exceptions are met primarily related to performance-based compensation. Substantially all of the services rendered by our executive officers were performed on behalf of our operating partnership or its subsidiaries. The Internal Revenue Service has issued a series of private letter rulings which indicate that compensation paid by an operating partnership to executive officers of a REIT that serves as its general partner is not subject to limitation under Section 162(m) to the extent such compensation is attributable to services rendered to the operating partnership. We have not obtained a ruling on this issue, but have no reason to believe that the same conclusion would not apply to us. To the extent that compensation paid to our executive officers is subject to and does not qualify for deduction under Section 162(m), our Compensation Committee is prepared to exceed the limit on deductibility under Section 162(m) to the extent necessary to establish compensation programs that we believe provide appropriate incentives and reward our executives relative to their performance. Because we qualify as a REIT under the Code, we generally distribute at least 100% of our net taxable income each year and therefore do not pay federal income tax. As a result, and based on the level of cash compensation paid to our executive officers, the possible loss of a federal tax deduction would not be expected to have a material impact on us.

Accounting for Stock-Based Compensation

We account for stock-based awards in accordance with the requirements of ASC Topic 718.

Assessment of Compensation-Related Risks

The Compensation Committee is responsible for overseeing the risks relating to compensation policies and practices affecting senior management on an ongoing basis. The Compensation Committee believes that because of the following there is a low likelihood that our compensation policies and practices would encourage excessive risk-taking:

RISK MITIGATION FACTORS

- our policies and programs are generally intended to encourage executives to focus on achieving long-term objectives
- overall compensation is maintained at levels that are competitive with the market
- the mix of compensation rewards long-term performance with a significant at-risk component
- variable pay is based on the achievement of a variety of different financial and operational performance measures, including TSR, with the Compensation Committee having discretion to determine how much each measure should impact pay, thereby mitigating the risk that any one measure can dominate the payouts based on any formula
- all equity awards are subject to multi-year vesting
- executive officers are subject to minimum stock ownership guidelines and limitations on trading in our securities, including prohibitions on hedging and pledging
- a clawback policy permits the Company to recoup compensation paid on the basis of financial results that are subsequently restated.

COMPENSATION COMMITTEE REPORT

The Compensation Committee of Boston Properties has reviewed and discussed the Compensation Discussion and Analysis required by Item 402(b) of Regulation S-K with management and, based on such review and discussions, the Compensation Committee recommended to the Board that the Compensation Discussion and Analysis be included in this Proxy Statement.

Submitted by the Compensation Committee:

David A. Twardock, Chair
Carol B. Einiger
Dr. Jacob A. Frenkel

COMPENSATION OF EXECUTIVE OFFICERS

Summary Compensation Table

The following table sets forth the compensation paid for 2014, 2013 and 2012 to each of our NEOs.

Name and Principal Position	Year	Salary (\$)	Bonus (\$)	Stock Awards (\$)(6)	Option Awards (\$)(6)	All Other Compensation (\$)(12)	Total (\$)(13)
Mortimer B. Zuckerman Chairman ⁽¹⁾	2014	1,000,000	2,800,000 ⁽²⁾	0	0	2,348,328	6,148,328
	2013	1,000,000	0	16,593,278 ⁽⁷⁾	1,475,000 ⁽¹⁰⁾	4,753,551	23,821,829
	2012	996,154	2,800,000 ⁽³⁾	5,248,193 ⁽⁸⁾	1,368,750 ⁽¹¹⁾	260,212	10,673,309
Owen D. Thomas Chief Executive Officer	2014	750,000	1,972,500 ⁽²⁾	3,698,841 ⁽⁹⁾	0	16,200	6,437,541
	2013	559,615	1,293,750 ⁽⁴⁾⁽⁵⁾	3,393,486 ⁽⁷⁾	900,000 ⁽¹⁰⁾	60,750	6,207,601
Douglas T. Linde President	2014	693,462	1,686,377 ⁽²⁾	3,975,284 ⁽⁹⁾	0	32,400	6,387,523
	2013	671,154	1,487,500 ⁽⁴⁾	3,382,500 ⁽⁷⁾	717,500 ⁽¹⁰⁾	31,800	6,290,454
	2012	619,231	1,450,000 ⁽³⁾	3,077,515 ⁽⁸⁾	695,000 ⁽¹¹⁾	31,500	5,873,246
Raymond A. Ritchey Executive Vice President, Head of the Washington, D.C. Office and National Director of Acquisitions and Development	2014	688,462	1,480,000 ⁽²⁾	3,719,578 ⁽⁹⁾	0	28,908	5,916,948
	2013	668,462	1,386,250 ⁽⁴⁾	2,988,067 ⁽⁷⁾	669,375 ⁽¹⁰⁾	28,608	5,740,762
	2012	646,154	1,400,000 ⁽³⁾	2,824,207 ⁽⁸⁾	631,250 ⁽¹¹⁾	28,203	5,529,814
Michael E. LaBelle Senior Vice President, Chief Financial Officer and Treasurer	2014	473,846	785,000 ⁽²⁾	1,323,988 ⁽⁹⁾	0	23,400	2,606,234
	2013	456,539	665,000 ⁽⁴⁾	1,012,452 ⁽⁷⁾	150,000 ⁽¹⁰⁾	22,800	2,306,791
	2012	411,923	750,000 ⁽³⁾	971,583 ⁽⁸⁾	156,250 ⁽¹¹⁾	22,500	2,312,256

- (1) Mr. Zuckerman completed his transition from Executive Chairman to non-executive Chairman effective as of the close of business on December 31, 2014.
- (2) Represents a cash bonus paid to the NEO in 2015 in recognition of performance in 2014.
- (3) Represents a cash bonus paid to the NEO in 2013 in recognition of performance in 2012.
- (4) Represents a cash bonus paid to the NEO in 2014 in recognition of performance in 2013.
- (5) Pursuant to Mr. Thomas's employment agreement, Mr. Thomas elected to receive his bonus for 2013 in the form of fully vested LTIP units. Pursuant to this election, on February 7, 2014, the payment date of cash bonuses generally to all employees, Mr. Thomas was granted 11,849 LTIP units.
- (6) A discussion of the assumptions used in calculating these values can be found in Note 17 to our 2014 audited financial statements beginning on page 165 of our annual report on Form 10-K for the year ended December 31, 2014.
- (7) Represents the total fair value of common stock and LTIP unit awards and 2013 MYLTIP Awards awarded in 2013, determined in accordance with ASC Topic 718, disregarding for this purpose the estimate of forfeitures related to service-based vesting conditions.
- (8) Represents the total fair value of common stock and LTIP unit awards and 2012 OPP Awards awarded in 2012, determined in accordance with ASC Topic 718, disregarding for this purpose the estimate of forfeitures related to service-based vesting conditions.
- (9) Represents the total fair value of common stock and LTIP unit awards and 2014 MYLTIP Awards awarded in 2014, determined in accordance with ASC Topic 718, disregarding for this purpose the estimate of forfeitures related to service-based vesting conditions. The grant date fair values for the NEOs relating to common stock and LTIP unit awards are as follows: Mr. Zuckerman – \$0; Mr. Thomas – \$872,278; Mr. Linde – \$965,909; Mr. Ritchey – \$1,237,390 and Mr. LaBelle – \$636,488. The grant date fair values for the NEOs relating to 2014 MYLTIP Awards based upon

[Table of Contents](#)

the probable outcome of the performance conditions as of the grant date for the awards are as follows: Mr. Zuckerman – \$0; Mr. Thomas – \$2,826,563; Mr. Linde – \$3,009,375; Mr. Ritchey – \$2,482,188 and Mr. LaBelle – \$687,500. The maximum values of the 2014 MYLTIP Awards, assuming that the highest level of performance conditions is achieved, are as follows: Mr. Zuckerman – \$0; Mr. Thomas – \$8,652,742; Mr. Linde – \$9,212,372; Mr. Ritchey – \$7,598,533 and Mr. LaBelle – \$2,104,592. To have value, the 2014 MYLTIP Awards require the Company to achieve relative total stockholder return thresholds (subject to limited absolute performance modifiers).

- (10) Represents the total fair value of non-qualified stock option awards awarded in 2013, determined in accordance with ASC Topic 718, disregarding for this purpose the estimate of forfeitures related to service-based vesting conditions.
- (11) Represents the total fair value of non-qualified stock option awards awarded in 2012, determined in accordance with ASC Topic 718, disregarding for this purpose the estimate of forfeitures related to service-based vesting conditions.
- (12) The table below shows the components of “All Other Compensation” for 2014, which include the life insurance premiums paid by us for group term life insurance, our match for each individual who made 401(k) contributions, the car and driver provided to Mr. Zuckerman, the car allowances provided to Messrs. Linde and Ritchey, the costs to the Company of providing parking spaces to Messrs. Linde, Ritchey and LaBelle and the portion of Mr. Zuckerman’s transition benefit cash award pursuant to the TBA that vested on July 1, 2014. The amounts shown for car allowances in the table below reflect the aggregate cost to the Company without deducting costs attributable to business use. The amount shown for company car and driver in the table below includes cost of the assigned car amortized over five years; annual insurance premiums; fuel expense; annual maintenance; and annual drivers’ compensation, including salary, overtime, benefits and bonus. The resulting total is allocated between personal and business use. The components of “All Other Compensation” for 2012 and 2013 for each of the NEOs were reported in our 2013 and 2014 proxy statements, respectively.

Name	Life Insurance (\$)	401(k) Company Match (\$)	Car Allowance/ Car and Driver (\$)	Parking (\$)	Vested Portion of Transition Benefit Cash Award (\$)	Total (\$)
Mr. Zuckerman	300	15,600	99,095	—	2,233,333	2,348,328
Mr. Thomas	600	15,600	—	—	—	16,200
Mr. Linde	600	15,600	9,000	7,200	—	32,400
Mr. Ritchey	600	15,600	9,000	3,708	—	28,908
Mr. LaBelle	600	15,600	—	7,200	—	23,400

- (13) The amounts shown in the “Total” compensation column for each NEO equal the sum of all columns of the Summary Compensation Table.

2014 Grants of Plan-Based Awards

The following table provides additional information about the plan-based awards granted to our NEOs during the year ended December 31, 2014.

Name	Grant Date	Date of Compensation Committee Approval ⁽¹⁾	Estimated Future Payouts Under Equity Incentive Plan Awards			All Other Stock Awards: Number of Shares of Stock or Units (#) ⁽³⁾	Grant Date Fair Value of Stock and Option Awards (\$) ⁽⁴⁾
			Threshold (\$) ⁽²⁾	Target (\$) ⁽²⁾	Maximum (\$) ⁽²⁾		
Mortimer B. Zuckerman	N/A	N/A	—	—	—	—	—
Owen D. Thomas	1/31/2014	1/27/2014	—	—	—	8,716 ⁽⁵⁾	872,278 ⁽⁵⁾
	2/4/2014 2/7/2014	1/27/2014 3/9/2013	1,442,123 —	2,884,247 —	8,652,742 —	— 11,849 ⁽⁶⁾	2,826,563 ⁽⁵⁾ 1,293,750 ⁽⁶⁾
Douglas T. Linde	1/31/2014	1/27/2014	—	—	—	9,280	965,909
	2/4/2014	1/27/2014	1,540,395	3,070,790	9,212,372	—	3,009,375
Raymond A. Ritchey	1/31/2014	1/27/2014	—	—	—	12,365	1,237,390
	2/4/2014	1/27/2014	1,266,422	2,532,844	7,598,533	—	2,482,188
Michael E. LaBelle	1/31/2014	1/27/2014	—	—	—	6,360	636,488
	2/4/2014	1/27/2014	350,765	701,530	2,104,592	—	687,500

- (1) For a discussion of the Company's policy with respect to the effective grant dates for annual equity-based awards, see "Compensation Discussion and Analysis – Equity Award Grant Policy" above.
- (2) Represents 2014 MYLTIP Awards for each NEO. Amounts ultimately earned under 2014 MYLTIP Awards may range from \$0 to the maximum amount set forth in the table. Distributions payable on 2014 MYLTIP Awards equal one-tenth (1/10th) of the regular quarterly distributions on common units of our Operating Partnership (and no amounts are payable on special distributions) prior to being earned. Any 2014 MYLTIP Awards ultimately earned based on performance vest 50% on February 3, 2017 and 50% on February 3, 2018, subject to exceptions discussed under "Potential Payments Upon Termination or Change in Control" below.
- (3) Stock awards were made in the form of shares of restricted common stock and/or LTIP units at the election of each NEO. Each NEO, other than Mr. Linde, elected to receive all LTIP units. Mr. Linde elected to receive half of his award in shares of restricted common stock and half of his award in LTIP units. Restricted common stock and LTIP units were awarded under the 2012 Plan by the Compensation Committee. Dividends are payable on restricted common stock and distributions are payable on the LTIP units to the same extent and on the same date that dividends and distributions are paid on Boston Properties common stock and common units of our Operating Partnership, respectively. Grantees of restricted common stock pay \$0.01 per share and grantees of LTIP units pay \$0.25 per unit. The awards generally vest over a four-year period with 25% vesting on January 15 of each year beginning January 15, 2015, subject to acceleration under certain circumstances. In the case of Mr. Ritchey all of such awards were fully vested upon grant because he had attained the age of 62 with at least 20 years of service with us.
- (4) The amounts included in this column represent the full grant date fair value of the restricted common stock and LTIP unit awards and 2014 MYLTIP Awards computed in accordance with ASC Topic 718, disregarding for this purpose the estimate of forfeitures related to service-based vesting conditions. A discussion of the assumptions used in calculating these values can be found in Note 17 to our 2014 audited financial statements beginning on page 165 of our annual report on Form 10-K for the year ended December 31, 2014.
- (5) Pro-rated for a partial year of service (April 2-December 31, 2013).
- (6) Pursuant to Mr. Thomas's employment agreement, Mr. Thomas elected to receive his bonus for 2013 in the form of fully vested LTIP units. Pursuant to this election, on February 7, 2014, the payment date of cash bonuses generally to all employees, Mr. Thomas was granted 11,849 LTIP units.

Outstanding Equity Awards at December 31, 2014

The following table shows the outstanding equity awards held by our NEOs as of December 31, 2014.

Name	Option Awards ⁽¹⁾⁽²⁾				Stock Awards ⁽¹⁾			
	Number of Securities Underlying Unexercised Options (#) Exercisable	Number of Securities Underlying Unexercised Options (#) Unexercisable	Option Exercise Price (\$)	Option Expiration Date	Number of Shares or Units of Stock That Have Not Vested (#)	Market Value of Shares or Units of Stock That Have Not Vested (\$) ⁽³⁾	Equity Incentive Plan Awards: Number of Unearned Shares, Units or Other Rights That Have Not Vested (#) ⁽⁴⁾	Equity Incentive Plan Awards: Market or Payout Value of Unearned Shares, Units or Other Rights That Have Not Vested (\$) ⁽⁴⁾
Mr. Zuckerman ⁽⁵⁾	53,483	—	87.70	1/28/2021 ⁽⁶⁾				
	67,245	—	101.75	2/3/2022 ⁽⁶⁾				
	83,661	—	99.41	2/1/2023 ⁽⁶⁾				
							57,403 ⁽¹⁶⁾	7,387,192 ⁽¹⁶⁾
							20,448 ⁽¹⁷⁾	2,631,453 ⁽¹⁷⁾
Mr. Thomas	13,439	40,320 ⁽⁷⁾	96.62	4/2/2023	18,174 ⁽¹¹⁾	2,338,812		
					8,716 ⁽¹²⁾	1,121,662		
							22,401 ⁽¹⁷⁾	2,882,785 ⁽¹⁷⁾
							27,231 ⁽¹⁸⁾	3,504,357 ⁽¹⁸⁾
Mr. Linde	20,393	6,798 ⁽⁸⁾	87.70	1/28/2021				
	17,072	17,072 ⁽⁹⁾	101.75	2/3/2022				
	10,174	30,522 ⁽¹⁰⁾	99.41	2/1/2023				
					5,133 ⁽¹³⁾	660,566		
					9,691 ⁽¹⁴⁾	1,247,135		
					15,360 ⁽¹⁵⁾	1,976,678		
					9,280 ⁽¹²⁾	1,194,243		
							45,318 ⁽¹⁶⁾	5,831,973 ⁽¹⁶⁾
							17,051 ⁽¹⁷⁾	2,194,293 ⁽¹⁷⁾
							28,992 ⁽¹⁸⁾	3,730,980 ⁽¹⁸⁾
Mr. Ritchey ⁽¹⁹⁾	24,501	—	87.70	1/28/2021				
	31,811	—	101.75	2/3/2022				
	39,558	—	99.41	2/1/2023				
							42,297 ⁽¹⁶⁾	5,443,201 ⁽¹⁶⁾
							15,907 ⁽¹⁷⁾	2,047,072 ⁽¹⁷⁾
							23,913 ⁽¹⁸⁾	3,077,364 ⁽¹⁸⁾
Mr. LaBelle	4,153	1,385 ⁽⁸⁾	87.70	1/28/2021				
	3,837	3,838 ⁽⁹⁾	101.75	2/3/2022				
	2,126	6,380 ⁽¹⁰⁾	99.41	2/1/2023				
					1,046 ⁽¹³⁾	134,610		
					2,179 ⁽¹⁴⁾	280,416		
					3,211 ⁽¹⁵⁾	413,224		
					6,360 ⁽¹²⁾	818,468		
							21,148 ⁽¹⁶⁾	2,721,536 ⁽¹⁶⁾
							8,318 ⁽¹⁷⁾	1,070,443 ⁽¹⁷⁾
							6,623 ⁽¹⁸⁾	852,314 ⁽¹⁸⁾

(1) This table does not include LTIP unit and restricted common stock grants and 2015 MYLTIP Awards made in February 2015 reflecting performance in 2014 because they were not outstanding at the end of 2014. Such grants are described above under "Compensation Discussion and Analysis."

(2) In January 2015, we paid a special dividend of \$4.50 per share of common stock to all stockholders of record as of the close of business on December 31, 2014. In connection with this special dividend, the Board of Directors adjusted all outstanding options that had not been exercised prior to the ex-dividend date for the special dividend to ensure that options holders were in a neutral economic position after giving effect to the payment of the special dividend. The number of shares subject to each such option was increased and the exercise price correspondingly decreased so that each option had the same fair value to the holder before and after giving effect to the payment of the special dividend. The numbers in these columns and the related footnotes reflect these adjustments.

[Table of Contents](#)

- (3) The market value of such holdings is based on the closing price of our common stock as reported on the New York Stock Exchange on December 31, 2014 of \$128.69 per share.
- (4) The number and market or payout value of equity incentive plan awards is based on the amount that would have been earned pursuant to the 2012 OPP Awards, 2013 MYLTIP Awards and 2014 MYLTIP Awards if our performance had continued through the end of the performance period at the same rate as had occurred from the beginning of the performance period through December 31, 2014.
- (5) Pursuant to Mr. Zuckerman's TBA, all of Mr. Zuckerman's options and LTIP units that were outstanding on December 31, 2014 vested as a result of his transition to non-executive Chairman.
- (6) Pursuant to the supplemental agreement with Mr. Zuckerman dated March 9, 2015, the period for the exercise of these options will end on the earlier of one year from when Mr. Zuckerman ceases to be a director or the original option expiration date.
- (7) On April 2, 2013, Mr. Thomas received an award of 53,759 non-qualified stock options under the 2012 Plan. These options vest ratably over four years, with 25% of the total award vesting on January 15 of each year beginning January 15, 2014, subject to acceleration under certain circumstances.
- (8) On January 28, 2011, these NEOs received awards of non-qualified stock options under the 1997 Plan as follows: Mr. Linde – 27,191 options and Mr. LaBelle – 5,538 options. These options vest ratably over four years, with 25% of the total award vesting on January 15 of each year beginning January 15, 2012, subject to acceleration under certain circumstances.
- (9) On February 3, 2012, these NEOs received awards of non-qualified stock options under the 1997 Plan as follows: Mr. Linde – 34,144 options and Mr. LaBelle – 7,675 options. These options vest ratably over four years, with 25% of the total award vesting on January 15 of each year beginning January 15, 2013, subject to acceleration under certain circumstances.
- (10) On February 1, 2013, these NEOs received awards of non-qualified stock options under the 2012 Plan as follows: Mr. Linde – 40,696 options and Mr. LaBelle – 8,506 options. These options vest ratably over four years, with 25% of the total award vesting on January 15 of each year beginning January 15, 2014, subject to acceleration under certain circumstances.
- (11) On April 2, 2013, Mr. Thomas received an award of 24,231 LTIP units under the 2012 Plan. These LTIP units vest ratably over four years, with 25% of the total award vesting on January 15 of each year beginning January 15, 2014, subject to acceleration under certain circumstances.
- (12) On January 31, 2014, these NEOs received awards of LTIP units under the 2012 Plan as follows: Mr. Thomas – 8,716 LTIP units; Mr. Linde – 9,280 LTIP units and shares of restricted common stock and Mr. LaBelle – 6,360 LTIP units. These LTIP units vest ratably over four years, with 25% of the total award vesting on January 15 of each year beginning January 15, 2015, subject to acceleration under certain circumstances.
- (13) On January 28, 2011, these NEOs received awards of LTIP units under the 1997 Plan as follows: Mr. Linde – 20,531 LTIP units and Mr. LaBelle – 4,182 LTIP units. These LTIP units vest ratably over four years, with 25% of the total award vesting on January 15 of each year beginning January 15, 2012, subject to acceleration under certain circumstances.
- (14) On February 3, 2012, these NEOs received awards of LTIP units under the 1997 Plan as follows: Mr. Linde – 19,382 LTIP units and Mr. LaBelle – 4,357 LTIP units. These LTIP units vest ratably over four years, with 25% of the total award vesting on January 15 of each year beginning January 15, 2013, subject to acceleration under certain circumstances.
- (15) On February 1, 2013, these NEOs received awards of LTIP units and/or shares of restricted common stock under the 2012 Plan as follows: Mr. Linde – 20,480 shares and Mr. LaBelle – 4,281 LTIP units. These LTIP units and restricted common shares vest ratably over four years, with 25% of the total award vesting on January 15 of each year beginning January 15, 2014, subject to acceleration under certain circumstances.
- (16) On February 7, 2012, these NEOs received 2012 OPP Awards. Any 2012 OPP Awards earned based on performance vest 25% on February 7, 2015, 25% on February 7, 2016 and 50% on February 7, 2017, subject to exceptions discussed under "*Potential Payments Upon Termination or Change in Control*" below. On February 6, 2015, the measurement period for the 2012 OPP Awards ended and the Company's total return to stockholders was sufficient for employees to earn and therefore become eligible to vest in the 2012 OPP Awards. The final outperformance pool was determined to be approximately \$32.1 million, or approximately 80% of the total maximum outperformance pool of \$40.0 million.

[Table of Contents](#)

- (17) On February 5, 2013, these NEOs, other than Mr. Thomas, received 2013 MYLTIP Awards and on April 2, 2013, Mr. Thomas received a 2013 MYLTIP Award. Any 2013 MYLTIP Awards earned based on performance vest 25% on February 4, 2016, 25% on February 4, 2017 and 50% on February 4, 2018, subject to exceptions discussed under "Potential Payments Upon Termination or Change in Control" below.
- (18) On February 4, 2014, these NEOs received 2014 MYLTIP Awards. Any 2014 MYLTIP Awards earned based on performance vest 50% on February 3, 2017 and 50% on February 3, 2018, subject to exceptions discussed under "Potential Payments Upon Termination or Change in Control" below.
- (19) All of Mr. Ritchey's options, LTIP units and shares of restricted common stock are fully vested because he attained the age of 62 with at least 20 years of service with us.

2014 Option Exercises and Stock Vested

The following table sets forth the aggregate number of options to purchase shares of our common stock exercised by our NEOs in 2014 and the aggregate number of shares of common stock and LTIP units that vested in 2014. The Value Realized on Exercise is the product of (1) the fair market value of a share of common stock on the date of exercise minus the exercise price, multiplied by (2) the number of shares of common stock underlying exercised options. Except as noted below, the Value Realized on Vesting is the product of (1) the closing price on the New York Stock Exchange of a share of common stock on the vesting date (or, if the vesting date was not a trading day, the immediately preceding trading date), multiplied by (2) the number of shares/LTIP units vesting. In each case, the value realized is before payment of any applicable taxes and brokerage commissions.

Name	Number of Shares Acquired on Exercise (#)	Value Realized on Exercise (\$)	Number of Shares Acquired on Vesting (#)	Value Realized on Vesting (\$)
Mortimer B. Zuckerman ⁽¹⁾	—	—	137,690	16,584,833
Owen D. Thomas ⁽²⁾	—	—	17,906	1,930,810
Douglas T. Linde	—	—	23,192	2,439,566
Raymond A. Ritchey	—	—	12,365	1,336,533
Michael E. LaBelle	—	—	5,228	549,933

- (1) Included in the Value Realized on Vesting is \$3,687,500, which represents the portion of the transition benefits equity award that vested in 2014 and that Mr. Zuckerman received on January 1, 2015 pursuant to Mr. Zuckerman's TBA. The number of shares is based on the closing price of our common stock as reported on the New York Stock Exchange on December 31, 2014 of \$128.69 per share. Also includes outstanding equity awards that vested on December 31, 2014 pursuant to Mr. Zuckerman's TBA as a result of his transition to non-executive Chairman of the Board.
- (2) Includes 11,849 LTIP units granted to Mr. Thomas pursuant to his election under his employment agreement to receive his bonus for 2013 in the form of fully vested LTIP units. The LTIP units were granted on February 7, 2014, the payment date of cash bonuses generally to all employees.

Nonqualified Deferred Compensation

We provide our executives with the opportunity to defer up to 20% of their base salary and cash bonuses. Deferrals are credited with earnings or losses based upon the executive's selection of one or more of 28 measurement funds which are all publicly traded mutual funds. Executives may change their selection of measurement funds on a daily basis.

[Table of Contents](#)

The table below summarizes the annual rates of return for the year ended December 31, 2014 for the 28 measurement funds:

Name of Fund	2014 Rate of Return (%)	Name of Fund	2014 Rate of Return (%)
Allianz NFJ Dividend Value	11.03	T. Rowe Price Mid-Cap Value	11.53
American Beacon Small Cap Value	6.05	Virtus Real Estate Securities A	31.74
Artisan Mid Cap	7.16	T. Rowe Price Retirement 2005	5.13
Buffalo Small Cap	-5.38	T. Rowe Price Retirement 2010	5.46
T. Rowe Price Dividend Growth	13.45	T. Rowe Price Retirement 2015	5.96
Dodge & Cox International	1.56	T. Rowe Price Retirement 2020	6.31
Domini Social Equity	15.05	T. Rowe Price Retirement 2025	6.67
Oakmark Equity & Income	7.65	T. Rowe Price Retirement 2030	6.90
PIMCO Low Duration Bond	0.77	T. Rowe Price Retirement 2035	6.99
Dodge & Cox Income(1)	5.33	T. Rowe Price Retirement 2040	7.14
Vanguard Total Stock Market Index	13.56	T. Rowe Price Retirement 2045	7.10
Vanguard Total Bond Market Index	5.78	T. Rowe Price Retirement 2050	7.18
Vanguard Total International Stock Index	-2.79	T. Rowe Price Retirement 2055	7.17
T. Rowe Price Growth Stock	9.70	T. Rowe Price Retirement Balanced(2)	4.26

(1) Effective November 14, 2014, Dodge & Cox Income replaced the PIMCO Total Return Bond. The annual rate of return for PIMCO Total Return Bond for the year ended December 31, 2014 was 4.58%.

(2) Formerly named T. Rowe Price Retirement Income.

Benefits under the deferred compensation plan are generally paid in a lump sum upon the executive's termination of employment prior to attainment of retirement age (age 55 with five years of service) or the executive's death, or in a lump sum or annual installments for a period of up to 15 years (as previously selected by the executive) upon the executive's retirement. Payment will generally start or be made by January 15 following the year of termination or retirement, or six months after the executive's termination or retirement, whichever is later. Executives may also at the time of deferral elect a fixed distribution date, which must be at least five years after the end of the calendar year in which amounts are deferred. The deferred compensation plan also permits an in-service withdrawal of the executive's account balance attributable to pre-2005 deferrals, subject to a withdrawal penalty equal to 10% of the amount withdrawn.

The following table shows deferrals made by our NEOs to the deferred compensation plan during the year ended December 31, 2014, the earnings (losses) and withdrawals/distributions during the year, and the aggregate account balance of each NEO under the deferred compensation plan as of December 31, 2014.

Name	Executive Contributions in 2014 (\$)(1)(2)	Registrant Contributions in 2014 (\$)	Aggregate Earnings in 2014 (\$)	Aggregate Withdrawals/Distributions (\$)	Aggregate Balance at 12/31/2014(\$)(2)
Mortimer B. Zuckerman	—	—	—	—	—
Owen D. Thomas	150,000	—	3,738	—	153,738
Douglas T. Linde	—	—	—	—	—
Raymond A. Ritchey	207,471	—	106,833	—	1,759,277
Michael E. LaBelle	56,943	—	53,174	—	823,461

(1) These amounts do not include any contributions out of bonus payments that were made during 2015 in recognition of performance in 2014.

[Table of Contents](#)

- (2) Of the amounts reported in the contributions column, (a) \$150,000 of Mr. Thomas' contributions, \$68,846 of Mr. Ritchey's contributions and \$23,692 of Mr. LaBelle's contributions are also included in the Summary Compensation Table as salary for 2014 and (b) \$138,625 of Mr. Ritchey's contributions and \$33,250 of Mr. LaBelle's contributions are also included in the Summary Compensation Table as bonus for 2013 that was paid in 2014. Of the amounts reported in the aggregate balance column, (a) \$66,846 of Mr. Ritchey's aggregate balance and \$45,654 of Mr. LaBelle's aggregate balance is also included in the Summary Compensation Table as salary for 2013, (b) \$64,615 of Mr. Ritchey's aggregate balance and \$41,192 of Mr. LaBelle's aggregate balance is also included in the Summary Compensation Table as salary for 2012, and (c) \$140,000 of Mr. Ritchey's aggregate balance and \$75,000 of Mr. LaBelle's aggregate balance is also included in the Summary Compensation Table as bonus for 2012 that was paid in 2013.

Potential Payments Upon Termination or Change in Control

Employment Agreements and Severance Arrangements

We have various employment and severance arrangements with our NEOs (other than Mr. Zuckerman) to provide severance and other benefits in the event of the termination of their employment under certain circumstances. In return for such protection, each NEO has agreed to be bound by confidentiality, non-competition and non-solicitation restrictive covenants and to provide to us post-termination litigation and regulatory cooperation.

Under these employment arrangements, in the event the NEO is terminated by us "without cause" or the NEO terminates for "good reason," the NEO will be entitled to receive a pro-rated target bonus for the year of termination and cash severance. The cash severance is the sum of (x) his base salary plus (y) the amount of his cash bonus, if any, received or payable in respect of the immediately preceding year, except that the cash severance for Mr. Thomas is two times the foregoing sum. Subject to payment of premiums at the active employees' rate, each NEO, his spouse and dependents may also participate in our health plan for up to 18 months (24 months in the case of Mr. Thomas) after termination of employment. In addition, each NEO, other than Mr. Thomas, will be entitled to an additional 12 months of vesting of his outstanding equity awards with time-based vesting. Mr. Thomas will be entitled to full vesting of his initial equity grants with time-based vesting and an additional 24 months of vesting in his other time-based equity awards. All NEOs will also become vested on a pro-rated basis in any outstanding equity awards with performance-based vesting, subject to attainment of performance goals.

If an NEO's employment with us is terminated by reason of death or disability, he or his beneficiary will be entitled to receive a pro-rated target bonus for the year of termination. In addition, he will become fully vested in his outstanding equity awards with time-based vesting, and subject to payment of premiums, he or his spouse and dependents may participate in our health plan for up to 18 months after termination of employment. The NEO will also become vested on a pro-rated basis in any outstanding equity awards with performance-based vesting, subject to attainment of performance goals.

If Mr. Thomas' employment with us ends upon the conclusion of the initial three-year term of his employment agreement or the first year of the extended term following our non-renewal of the agreement, he will not be entitled to receive any cash severance or benefits continuation, but he will receive accelerated vesting of his equity awards to the same extent as described above for a termination "without cause" or for "good reason."

If an NEO's employment is terminated by us "without cause" or by the NEO for "good reason" upon or within 24 months after a "change in control," then such NEO will be entitled to a pro-rated target cash bonus for the year of termination and a lump sum severance amount equal to three times the sum of (x) his base salary plus (y) the amount of his average annual bonus. Each NEO will also be entitled to full vesting of his outstanding equity awards with time-based vesting granted prior to 2015, acceleration of vesting of his performance-based equity awards, subject to attainment of performance goals, 36 months of financial counseling, tax preparation assistance and outplacement, and, subject to

[Table of Contents](#)

payment of premiums at the active employees' rate, may also participate in our health plan for up to 36 months following termination of employment. In addition, each NEO, other than Mr. Thomas, will be entitled to receive a tax gross-up payment in the event he becomes subject to the golden parachute excise tax (as discussed above under "*Compensation Discussion and Analysis – Other Compensation Policies*").

The Compensation Committee decided to modify time-based equity awards made in 2015 or later to include "double-trigger" vesting, meaning that, if there is a "change of control" (as defined in the Company's 2012 Plan) and the awards are not otherwise cancelled in connection with the change of control transaction, they only become fully vested if, within 24 months after the change of control, the executive's employment is terminated by the Company or its successor without "cause" or the executive resigns for "good reason." Although Mr. Thomas is entitled to single-trigger vesting upon a "change of control" under his employment agreement, he has agreed to be subject to the new policy.

Transition Benefits Agreement with Mr. Zuckerman

In connection with Mr. Thomas succeeding Mr. Zuckerman as Chief Executive Officer, we entered into the TBA with Mr. Zuckerman. Pursuant to the TBA, because he remained employed by us through July 1, 2014, on January 1, 2015 he received a lump sum cash payment of \$6,700,000 and 85,962 LTIP units. He also retains the right to certain perquisites as more fully described above under "*Compensation Discussion and Analysis – Compensation for Former Executive Chairman*." Mr. Zuckerman also earned his 2012 OPP award on a pro-rated basis in February 2015, and he retains the right to earn a pro-rated portion of his 2013 MYLTIP award, subject to attainment of performance goals.

The TBA provided that, without regard to whether Mr. Zuckerman is entitled to any other supplemental benefits under such agreement, if he is terminated for any reason, voluntarily or involuntarily, after March 10, 2013, he would become fully vested in any outstanding equity awards with time-based vesting and become vested on a pro-rated basis in any outstanding equity awards with performance-based vesting, subject to attainment of performance goals. Accordingly, all of Mr. Zuckerman's then-outstanding equity awards vested in accordance with the preceding sentence on December 31, 2014 as a result of the completion of his transition to non-executive Chairman.

Retirement-Related Provisions in LTI Equity Awards

In general, when an employee attains age 65 or attains age 62 and completes 20 years of service with us while still in service, the employee becomes fully vested in all time-based LTI equity awards. As of December 31, 2014, Mr. Ritchey satisfied the age and service condition and therefore all of his time-based LTI equity had vested.

In the case of performance-based LTI equity awards granted prior to 2014 (*i.e.*, the 2012 OPP and 2013 MYLTIP), if an employee retires after attaining age 65 or attaining age 62 with 20 years of service with us, then the employee will become vested on a pro-rated basis, based on the number of days served in the performance period, subject to attainment of performance goals.

In the case of performance-based LTI equity awards granted under the 2014 MYLTIP and 2015 MYLTIP:

- if an employee retires after (1) attaining age 62 with 20 years of service with us, or (2) attaining age 65 with less than 15 years of service with us, then the employee will become vested on a pro-rated basis, based on the number of days elapsed in the performance period plus 365 (*i.e.*, one additional year), subject to attainment of performance goals; and
- if an employee retires after attaining age 65 with 15 years of service with us, then the employee will become vested on a pro-rated basis, based on the number of days elapsed in the performance period plus 730 (*i.e.*, two additional years), subject to attainment of performance goals.

[Table of Contents](#)

The following tables show potential payments and benefits that would have been provided to our NEOs upon the occurrence of a change in control and certain termination triggering events, assuming such change in control or terminating event occurred on December 31, 2014. The closing market price of our common stock on the New York Stock Exchange on December 31, 2014 was \$128.69 per share. We have not included Mr. Zuckerman in the following tables because he completed the transition to non-executive Chairman on December 31, 2014.

	Qualified Retirement (\$)	Involuntary Not for Cause Termination/ Good Reason Termination (\$)	Involuntary or Good Reason Termination Following Change in Control (\$)(4)	Change in Control Without Termination (\$)(4)	Death or Disability (\$)
Payments Upon Termination					
Owen D. Thomas					
Bonus	—	1,725,000	—	—	1,725,000
Severance	—	4,950,000	7,425,000	—	—
Unvested Equity Awards(2)(3)	—	4,192,705	4,753,537	4,753,537	4,753,537
2012 OPP Awards(4)	—	—	—	—	—
2013 MYLTIP Awards(4)	—	1,772,953	2,882,785	2,882,785	2,882,785
2014 MYLTIP Awards(4)	—	1,058,340	3,504,357	3,504,357	3,504,357
Benefits Continuation	—	33,338	50,007	—	25,004
Other Benefits(5)	—	—	150,000	—	—
Excise Tax Gross-Up	—	—	N/A	—	—
Total	—	13,732,336	18,765,686	11,140,679	12,890,683
Douglas T. Linde					
Bonus	—	695,000	—	—	695,000
Severance	—	2,182,500	6,397,500	—	—
Unvested Equity Awards(2)(3)	—	3,048,027	6,710,876	6,710,876	6,710,876
2012 OPP Awards(4)	—	5,635,092	5,831,973	5,831,973	5,831,973
2013 MYLTIP Awards(4)	—	1,392,724	2,194,293	2,194,293	2,194,293
2014 MYLTIP Awards(4)	—	1,126,782	3,730,980	3,730,980	3,730,980
Benefits Continuation	—	16,669	51,807	—	25,004
Other Benefits(5)	—	—	150,000	—	—
Excise Tax Gross-Up	—	—	8,972,206	—	—
Total	—	14,096,794	34,039,635	18,468,122	19,188,126
Raymond A. Ritchey					
Bonus	—	690,000	—	—	690,000
Severance	—	2,076,250	6,231,250	—	—
Unvested Equity Awards(2)(3)	—	—	—	—	—
2012 OPP Awards(4)	5,259,444	5,259,444	5,443,201	5,443,201	5,443,201
2013 MYLTIP Awards(4)	1,299,283	1,299,283	2,047,072	2,047,072	2,047,072
2014 MYLTIP Awards(4)	1,954,237	929,385	3,077,364	3,077,364	3,077,364
Benefits Continuation	—	15,154	47,262	—	22,731
Other Benefits(5)	—	—	150,000	—	—
Excise Tax Gross-Up	—	—	6,427,247	—	—
Total	8,512,964	10,269,516	23,423,396	10,567,637	11,280,368

	Qualified Retirement (\$)	Involuntary Not for Cause Termination/ Good Reason Termination (\$)	Involuntary or Good Reason Termination Following Change in Control (\$) ⁽¹⁾	Change in Control Without Termination (\$) ⁽¹⁾	Death or Disability (\$)
Payments Upon Termination					
Michael E. LaBelle					
Bonus	—	475,000	—	—	475,000
Severance	—	1,140,000	3,490,000	—	—
Unvested Equity Awards ⁽²⁾⁽³⁾	—	787,816	1,993,691	1,993,691	1,993,691
2012 OPP Awards ⁽⁴⁾	—	2,629,660	2,721,536	2,721,536	2,721,536
2013 MYLTIP Awards ⁽⁴⁾	—	679,414	1,070,443	1,070,443	1,070,443
2014 MYLTIP Awards ⁽⁴⁾	—	257,405	852,314	852,314	852,314
Benefits Continuation	—	16,669	51,807	—	25,004
Other Benefits ⁽⁵⁾	—	—	150,000	—	—
Excise Tax Gross-Up	—	—	4,454,759	—	—
Total	—	5,985,964	14,784,550	6,637,984	7,137,988

- (1) Under our 1997 Plan and 2012 Plan, all time-based equity awards made prior to December 31, 2014 become fully vested upon a change in control. For termination in connection with a change in control, assumes termination occurs simultaneously with the change in control. Beginning in 2015, all time-based equity awards include “double trigger” vesting, meaning that, if there is a change in control and the awards are not otherwise cancelled in connection with the change in control transaction, they only become fully vested if, within 24 months after the change of control, the executive’s employment is terminated by the Company or its successor without “cause” or the executive resigns for “good reason.”
- (2) In the event of an involuntary not for cause termination or a good reason termination prior to a change in control, (a) for Mr. Thomas, pursuant to his Employment Agreement, he will become fully vested in his initial equity award and the vesting of all other equity awards will be accelerated by 24 months and (b) for Messrs. Linde and LaBelle the vesting of equity awards will be accelerated by 12 months. Accordingly, the following shares of restricted common stock, LTIP units and non-qualified stock options would have vested: Mr. Thomas – 22,532 LTIP units and 40,320 non-qualified stock options; Mr. Linde – 17,418 LTIP units and shares of restricted common stock and 25,508 stock options and Mr. LaBelle – 4,795 LTIP units and 5,431 stock options. The value of the stock options is calculated as the difference between the closing price of the Company’s common stock on December 31, 2014 of \$128.69 and the exercise price of the options. All of Mr. Ritchey’s LTIP units, shares of restricted common stock and stock options previously vested because he attained the age of 62 with at least 20 years of service with us.
- (3) In the event of (a) an involuntary not for cause termination or a good reason termination following a change in control, (b) a change in control without termination or (c) death or disability, all outstanding equity awards become fully vested. At December 31, 2014, Messrs. Thomas, Linde and LaBelle held unvested restricted common stock, LTIP units and non-qualified stock options as follows: Mr. Thomas – 26,890 LTIP units and 40,320 non-qualified stock options; Mr. Linde – 39,464 LTIP units and 54,392 stock options and Mr. LaBelle – 12,796 LTIP units and 11,603 non-qualified stock options. All of Mr. Ritchey’s LTIP units, shares of restricted common stock and options previously vested because he attained the age of 62 with at least 20 years of service with us. All of Mr. Zuckerman’s LTIP units, shares of restricted common stock and stock options vested on December 31, 2014 in connection with his transition to non-executive Chairman. See note (1).
- (4) Pursuant to the terms of the 2012 OPP Awards, 2013 MYLTIP Awards and 2014 MYLTIP Awards, in the event of a change in control prior to the end of the three-year performance period, the number of LTIP units earned will be calculated as of the date of the change in control based on our performance through such date as measured against performance hurdles (without proration), and any LTIP units earned will be fully vested. The values set forth above relating to (a) an involuntary not for cause termination or a good reason termination following a change in control and (b) a change in control without termination are based on the number of LTIP units that would have been earned assuming a per share consideration in a change in control transaction equal to the closing stock price on December 31, 2014. Pursuant to the terms of the 2012 OPP

[Table of Contents](#)

Awards, 2013 MYLTIP Awards and 2014 MYLTIP Awards, in the event of termination of the employment of any of our NEOs resulting from an involuntary not for cause termination, a good reason termination or death or disability, then (a) the number of LTIP units that such officer will earn will be determined in the same manner, with respect to the performance-based goals, and at the same time as it otherwise would have been (i.e., as of the end of the performance period or upon a change in control), (b) such officer will be vested in a pro rated portion of the LTIP units that such officer otherwise would have earned based on the portion of the three-year performance period during which such officer was employed by us (or, in the event of a termination upon death or disability, such officer will be vested in all of the LTIP units that such officer otherwise would have earned) and (c) except in the event of death or disability, such officer will not be permitted to transfer the LTIP units that are earned until they otherwise would have vested under the terms of the awards (i.e., (i) for the 2012 OPP Awards, 25% on February 7, 2015, 25% on February 7, 2016 and 50% on February 7, 2017, (ii) for the 2013 MYLTIP Awards, 25% on February 4, 2016, 25% on February 4, 2017 and 50% on February 4, 2018 and (iii) for the 2014 MYLTIP Awards, 50% on February 3, 2017 and 50% on February 3, 2018). For a discussion of retirement-related provisions in the 2012 OPP Awards, the 2013 MYLTIP Awards and the 2014 MYLTIP Awards, see "Retirement – Related Provisions in LTI Equity Awards." The values set forth above relating to (a) an involuntary not for cause termination or a good reason termination and (b) death or disability are based on the number of LTIP units that would have been earned assuming our performance for the three-year performance period under the 2012 OPP, 2013 MYLTIP and 2014 MYLTIP continued at the same annualized rate as we experienced from the first day of the respective performance period through December 31, 2014 and reflect pro rated vesting, as applicable, but are not discounted to reflect the fact that such LTIP units would not be earned until a later date and would be subject to continuing transfer restrictions except in the case of death or disability. LTIP units are valued based on the closing price of the Company's common stock on December 31, 2014, which was \$128.69 per share. On February 6, 2015, the measurement period for the 2012 OPP Awards ended and the Company's total return to stockholders was sufficient for employees to earn and therefore become eligible to vest in the 2012 OPP Awards. The final outperformance pool was determined to be approximately \$32.1 million, or approximately 80% of the total maximum outperformance pool of \$40.0 million.

- (5) Includes outplacement services valued at 15% of current base salary and bonus with respect to the immediately preceding year up to a maximum of \$75,000 paid in a lump sum, and financial counseling and tax preparation services valued at \$25,000 per year for 36 months.

The amounts shown in the above tables do not include payments and benefits to the extent they have been earned prior to the termination of employment or are provided on a non-discriminatory basis to salaried employees upon termination of employment. These include:

- accrued salary and vacation pay;
- distribution of plan balances under our 401(k) plan and the non-qualified deferred compensation plan (see "Nonqualified Deferred Compensation" beginning on page 52 for the plan balances of each NEO under the non-qualified deferred compensation plan); and
- life insurance proceeds in the event of death.

COMPENSATION OF DIRECTORS

Our directors who are also employees receive no additional compensation for their services as directors. During 2014, we paid our non-employee directors:

- an annual cash retainer of \$60,000 (payable in quarterly installments) for their services;
- an annual cash retainer of \$15,000 (payable in quarterly installments) to the lead independent director;
- an annual cash retainer of \$15,000 (payable in quarterly installments) to the chair of each of the Audit Committee, Compensation Committee and NCG Committee;
- \$1,500 for each Board of Directors meeting attended; and
- \$1,500 to the members of each of the Audit Committee, Compensation Committee, NCG Committee and Significant Transactions Committee for each committee meeting attended.

Committee attendance fees are received whether or not the committee meeting is held on the same day as a meeting of our Board of Directors. Non-employee directors also are reimbursed for reasonable expenses incurred to attend Board of Directors and committee meetings.

Ms. Einiger and Messrs. Klein, Lustig, Patricof, Seidenberg and Twardock each made an election, in accordance with our 2012 Plan and approved by our Board of Directors, to defer all cash retainer and meeting attendance fees payable to such director during 2014 and to receive his or her deferred cash compensation in the form of our common stock upon the director's retirement from our Board of Directors. Each director is credited with the number of deferred stock units determined by dividing the amount of the cash compensation deferred during each calendar quarter by the closing market price of our common stock on the New York Stock Exchange on the last trading day of the quarter. Hypothetical dividends on the deferred stock units are "reinvested" in additional deferred stock units based on the closing market price of the common stock on the cash dividend payment date. Payment of a director's account may only be made in a lump sum of shares of our common stock equal to the number of deferred stock units in a director's account upon the director's retirement from our Board of Directors.

Additionally, in 2014 each continuing non-employee director was entitled to receive, on the fifth business day after the annual meeting of stockholders, a number of shares of restricted common stock or, if elected by such director, LTIP units (or a combination of both) valued at \$120,000. In addition, any new non-employee director was entitled to receive, on the fifth business day after his or her initial election to our Board of Directors, a number of shares of restricted common stock (or, if offered by the Board of Directors and elected by such director, LTIP units) valued at \$120,000 (prorated based on the number of months from the date the director is first appointed or elected to our Board of Directors to the date of the Company's next annual meeting of stockholders). These annual and initial grants are made pursuant to a policy adopted by the Board of Directors so that the equity compensation of non-employee directors will be determined by a formula. The actual number of shares of restricted common stock or LTIP units that we grant is determined by dividing the fixed value of the grant by the closing market price of our common stock on the New York Stock Exchange on the grant date. Pursuant to this policy, on May 28, 2014, Ms. Einiger and Messrs. Frenkel, Klein, Lustig, Patricof, Seidenberg, Turchin and Twardock each received 1,005 LTIP units or shares of restricted common stock. Annual and initial grants of LTIP units and restricted common stock will vest 100% on the earlier of (1) the first anniversary of the grant date and (2) the date of the next annual meeting of stockholders.

In addition to the foregoing compensation for non-employee directors, beginning in 2015, Mr. Zuckerman will be entitled to \$350,000 per year for serving as Chairman. One-third ($\frac{1}{3}$ rd) of this amount will be payable in equal quarterly cash installments and two-thirds ($\frac{2}{3}$ rd) will be payable in shares of restricted common stock, or at his election, LTIP units, on the fifth business day after each annual meeting of stockholders.

On March 9, 2015, the Company granted Mr. Zuckerman an aggregate of 997 LTIP units representing a prorated initial non-employee director award and initial chairman equity award for the period between January 1, 2015 and May 19, 2015 (i.e., the date of the 2015 annual meeting of stockholders). These LTIP units will vest on May 19, 2015.

Director Compensation

The following table summarizes the compensation earned by our non-employee directors during the year ended December 31, 2014.

Name	Fees Earned or Paid in Cash (\$)(1)	Stock Awards \$(2)	Total (\$)
Zoë Baird Budinger(3)	30,742	0	30,742
Carol B. Einiger	81,000	111,096	192,096
Dr. Jacob A. Frenkel	99,000	111,096	210,096
Joel I. Klein	90,000	111,096	201,096
Matthew J. Lustig	75,000	111,096	186,096
Alan J. Patricof	105,000	111,096	216,096
Ivan G. Seidenberg(4)	58,133	120,000	178,133
Martin Turchin	75,000	115,548	190,548
David A. Twardock	108,000	120,000	228,000

- (1) Ms. Einiger and Messrs. Klein, Lustig, Patricof, Seidenberg and Twardock deferred their cash fees earned during 2014 and received in lieu thereof deferred stock units pursuant to our 2012 Plan as described above. The following table summarizes the deferred stock units credited to the director accounts during 2014. The deferred stock awards earned in prior years by Ms. Budinger and Mr. Turchin continued to accumulate dividend equivalents.

Name	Deferred Stock Units Earned during 2014 (#)
Zoë Baird Budinger	241.74
Carol B. Einiger	1,190.46
Dr. Jacob A. Frenkel	—
Joel I. Klein	795.59
Matthew J. Lustig	726.61
Alan J. Patricof	2,127.23
Ivan G. Seidenberg	483.68
Martin Turchin	820.64
David A. Twardock	1,597.08

[Table of Contents](#)

- (2) Represents the total fair value of common stock and LTIP unit awards granted to non-employee directors in 2014, determined in accordance with ASC Topic 718, disregarding for this purpose the estimate of forfeitures related to service-based vesting conditions. A discussion of the assumptions used in calculating these values can be found in Note 17 to our 2014 audited financial statements beginning on page 165 of our annual report on Form 10-K for the year ended December 31, 2014. As of December 31, 2014, our non-employee directors had the following unvested equity awards outstanding:

Name	LTIP Units (#)	Common Stock (#)
Zoë Baird Budinger	—	—
Carol B. Einiger	1,005	—
Dr. Jacob A. Frenkel	1,005	—
Joel I. Klein	1,005	—
Matthew J. Lustig	1,005	—
Alan J. Patricof	1,005	—
Ivan G. Seidenberg	—	1,005
Martin Turchin	502	503
David A. Twardock	—	1,005

- (3) Ms. Budinger's term as a director ended on May 20, 2014.
(4) Mr. Seidenberg was elected to the Board of Directors on May 20, 2014.

Director Stock Ownership Guidelines

Our Board believes it is important to align the interests of the directors with those of the stockholders and for directors to hold equity ownership positions in Boston Properties. Accordingly, each non-employee director is expected to retain an aggregate number of shares of our common stock, our deferred stock units (and related dividend equivalent rights), and LTIP units and common units in our Operating Partnership, whether vested or not, equal to at least the aggregate number of such shares or units received by the director as annual retainers during the first three years following the later of: (a) our 2007 annual meeting of stockholders or (b) our annual meeting of stockholders at which the director was initially elected or, if earlier, the first annual meeting of stockholders following the initial appointment of the director. Compliance with these ownership guidelines will be measured as of the end of each fiscal year. Any director who is prohibited by law or by applicable regulation of his or her employer from owning equity in the Company shall be exempt from this requirement. The NCG Committee may consider whether exceptions should be made for any director on whom this requirement could impose a financial hardship.

COMPENSATION COMMITTEE INTERLOCKS AND INSIDER PARTICIPATION

The current members of the Compensation Committee are Ms. Einiger and Messrs. Twardock and Frenkel. None of these persons has served as an officer or employee of Boston Properties. None of these persons had any relationships with Boston Properties requiring disclosure under applicable rules and regulations of the SEC. None of Boston Properties' executive officers served as a director or a member of a compensation committee (or other committee serving a similar function) of any other entity, the executive officers of which served as a director of Boston Properties or a member of the Compensation Committee during 2014.

PROPOSAL 2: ADVISORY VOTE ON NAMED EXECUTIVE OFFICER COMPENSATION

Proposal

Section 14A(a)(1) of the Exchange Act generally requires each public company to include in its proxy statement a separate resolution subject to a non-binding stockholder vote to approve the compensation of the Company's named executive officers, as disclosed in its proxy statement pursuant to Item 402 of Regulation S-K, not less frequently than once every three years. This is commonly known as a "Say-on-Pay" proposal or resolution.

At our 2011 annual meeting of stockholders, our stockholders voted on, among other matters, a proposal regarding the frequency of holding a non-binding, advisory vote on the compensation of our named executive officers. A majority of the votes cast on the frequency proposal were cast in favor of holding a non-binding, advisory vote on the compensation of the Company's named executive officers every year, which was consistent with the recommendation of our Board of Directors. Our Board of Directors considered the voting results with respect to the frequency proposal and other factors, and the Board of Directors currently intends for the Company to hold a non-binding, advisory vote on the compensation of the Company's named executive officers every year until the next required advisory vote on the frequency of holding the non-binding, advisory vote on the compensation of our named executive officers.

Accordingly, we will ask our stockholders to vote "FOR" the following resolution at the 2015 annual meeting:

"RESOLVED, that the compensation paid to the Company's named executive officers, as disclosed in this proxy statement pursuant to the Item 402 of Regulation S-K, including the Compensation Discussion and Analysis, compensation tables and narrative discussion, is hereby APPROVED."

The vote is advisory, and therefore not binding on Boston Properties, the Compensation Committee or our Board of Directors. However, our Board and our Compensation Committee value the opinions of our stockholders and intend to take into account the results of the vote when considering future compensation decisions for our named executive officers.

Vote Required

The affirmative vote of a majority of shares of common stock present in person or represented by proxy at the meeting and entitled to vote on this proposal is required for the approval of this proposal. Abstentions shall be included in determining the number of shares present and entitled to vote on the proposal, thus having the effect of a vote against the proposal. Broker non-votes, if any, are not counted in determining the number of shares present and entitled to vote and will therefore have no effect on the outcome.

Recommendation

The Board of Directors unanimously recommends a vote FOR this proposal. Properly authorized proxies solicited by the Board will be voted FOR this proposal unless instructions to the contrary are given.

PROPOSAL 3: RATIFICATION OF APPOINTMENT OF INDEPENDENT REGISTERED PUBLIC ACCOUNTING FIRM**Proposal**

The Audit Committee of the Board of Directors is directly responsible for the appointment, compensation, retention, and oversight of the independent registered public accounting firm retained to audit our consolidated financial statements. The Audit Committee has selected and appointed PricewaterhouseCoopers LLP as our independent registered public accounting firm to audit our consolidated financial statements for the year ending December 31, 2015. PricewaterhouseCoopers LLP has audited our consolidated financial statements continuously since our initial public offering in June 1997. In order to ensure continuing auditor independence, the Audit Committee periodically considers whether there should be a regular rotation of the independent registered public accounting firm. Further, in conjunction with the mandated rotation of the PricewaterhouseCoopers LLP's lead engagement partner, the Audit Committee and its chairman were directly involved in the selection of PricewaterhouseCoopers LLP's lead engagement partner. The members of the Audit Committee and the Board believe that the continued retention of PricewaterhouseCoopers LLP to serve as our independent registered public accounting firm is in the best interests of Boston Properties and its stockholders.

Although ratification by stockholders is not required by law or by our By-laws, the Audit Committee believes that submission of its selection to stockholders is a matter of good corporate governance. Even if the appointment is ratified, the Audit Committee, in its discretion, may select a different independent registered public accounting firm at any time if the Audit Committee believes that such a change would be in the best interests of Boston Properties and its stockholders. If our stockholders do not ratify the appointment of PricewaterhouseCoopers LLP, the Audit Committee will take that fact into consideration, together with such other factors it deems relevant, in determining its next selection of independent auditors.

It is anticipated that a representative of PricewaterhouseCoopers LLP will attend the annual meeting of stockholders, will have an opportunity to make a statement if he or she desires to do so and will be available to respond to appropriate questions.

Fees

The Audit Committee is responsible for the audit fee negotiations associated with the retention of PricewaterhouseCoopers LLP. Aggregate fees for professional services rendered by PricewaterhouseCoopers LLP for the years ended December 31, 2014 and 2013 were as follows:

	2014	2013
Audit Fees		
Recurring audit, quarterly reviews and accounting assistance for new accounting standards and potential transactions	\$1,621,945	\$1,417,868
Comfort letters, consents and assistance with documents filed with the SEC and securities offerings	76,000	200,174
Subtotal	1,697,945	1,618,042
Audit-Related Fees		
Audits required by lenders, joint ventures, tenants and employee benefit plans	396,560	258,836
Tax Fees		
Recurring tax compliance	287,508	255,707
Tax planning and research	414,061	89,414
REIT and other compliance matters	47,743	91,860

[Table of Contents](#)

	2014	2013
Tax assistance for potential transactions	85,014	88,273
Sales and use tax examinations	16,832	28,545
Subtotal	851,158	553,799
All Other Fees		
Software licensing fee	1,800	1,800
Total	\$2,947,463	\$2,432,477

Auditor Fees Policy

The Audit Committee has approved a policy concerning the pre-approval of audit and non-audit services to be provided by PricewaterhouseCoopers LLP, our independent registered public accounting firm. The policy requires that all services provided by PricewaterhouseCoopers LLP to us, including audit services, audit-related services, tax services and other services, must be pre-approved by the Audit Committee. In some cases, pre-approval is provided by the full Audit Committee for up to a year, and relates to a particular category or group of services and is subject to a particular budget. In other cases, specific pre-approval is required. The Audit Committee has delegated authority to the Chair of the Audit Committee to pre-approve additional services, and any such pre-approvals must then be communicated to the full Audit Committee.

The Audit Committee approved all audit and non-audit services provided to us by PricewaterhouseCoopers LLP during the 2014 and 2013 fiscal years.

Vote Required

The affirmative vote of a majority of shares of common stock present in person or represented by proxy at the meeting and entitled to vote on this proposal is required for the ratification of the appointment of PricewaterhouseCoopers LLP. Abstentions shall be included in determining the number of shares present and entitled to vote on the proposal, thus having the effect of a vote against the proposal. Broker non-votes, if any, are not counted in determining the number of shares present and entitled to vote and will therefore have no effect on the outcome.

Recommendation

The Board of Directors unanimously recommends a vote FOR this proposal. Properly authorized proxies solicited by the Board will be voted FOR this proposal unless instructions to the contrary are given.

AUDIT COMMITTEE REPORT

The members of the Audit Committee of the Board of Directors of Boston Properties submit this report in connection with the committee's review of the financial reports for the fiscal year ended December 31, 2014 as follows:

1. The Audit Committee has reviewed and discussed with management the audited financial statements for Boston Properties, Inc. for the fiscal year ended December 31, 2014.
2. The Audit Committee has discussed with representatives of PricewaterhouseCoopers LLP the matters required to be discussed by the statement on Auditing Standards No. 61, as amended (AICPA, *Professional Standards*, Vol. 1. AU section 380), as adopted by the Public Company Accounting Oversight Board in Rule 3200T.
3. The Audit Committee has received the written disclosures and the letter from the independent accountant required by the applicable requirements of the Public Company Accounting Oversight Board regarding the independent accountant's communications with the Audit Committee concerning independence, and has discussed with the independent accountant the independent accountant's independence.

[Table of Contents](#)

Based on the review and discussions referred to above, the Audit Committee recommended to the Board of Directors that the audited financial statements be included in the Company's Annual Report on Form 10-K for the fiscal year ended December 31, 2014 for filing with the SEC.

The Audit Committee operates pursuant to a charter that was approved by our Board of Directors. A copy of the Audit Committee Charter is available on our website at <http://www.bostonproperties.com> under the heading "Corporate Governance."

Submitted by the Audit Committee:

Alan J. Patricof, Chair

Joel I. Klein

David A. Twardock

PROPOSAL 4: STOCKHOLDER PROPOSAL

Proposal

The Massachusetts Laborers' Pension Fund, 14 New England Executive Park, Suite 200, Burlington, MA 01801, the beneficial holder of approximately 253 shares of common stock of Boston Properties, has given formal notice that it will introduce the following resolution and supporting statement at the 2015 annual meeting of stockholders:

RESOLVED: That the stockholders of Boston Properties, Inc., ("Boston Properties" or "the Company") ask the board of directors to adopt a policy that, whenever possible, the board's chairman should be an independent director who has not previously served as an executive officer of the Company. The policy should be implemented so as not to violate any contractual obligation. The policy should also specify (a) how to select a new independent chairman if a current chairman ceases to be independent during the time between annual meetings of shareholders; and (b) that compliance with the policy is excused if no independent director is available and willing to serve as chairman.

Proponent's Supporting Statement

It is the responsibility of the Board of Directors to protect shareholders' long-term interests by providing independent oversight of management, including the Chief Executive Officer ("CEO"), in directing the corporation's business and affairs. Currently Mr. Mortimer Zuckerman, founder and former CEO of Boston Properties, is our Company's Executive Chairman of the Board. We believe this scheme may not adequately protect shareholders.

We believe that an independent Chairman who sets agendas, priorities and procedures for the board can enhance board oversight of management and help ensure the objective functioning of an effective board. We also believe that having an independent Chairman (in practice as well as appearance) can improve accountability to shareowners, and we view the alternative of having a lead outside director, even one with a robust set of duties, as not adequate to fulfil these functions.

A number of respected institutions recommend such separation. CalPERS' Corporate Core Principles and Guidelines state that "the independence of a majority of the Board is not enough"; "the leadership of the board must embrace independence, and it must ultimately change the way in which directors interact with management." In 2009 the Milstein Center at Yale School of Management issued a report, endorsed by a number of investors and board members that recommended splitting the two positions as the default provision for U.S. companies. A commission of The Conference Board stated in a 2003 report: "Each corporation should give careful consideration to separating the offices of Chairman of the Board and CEO, with those two roles being performed by separate individuals. The Chairman would be one of the independent directors."

We believe that the recent economic crisis demonstrates that no matter how many independent directors there are on a Board, that Board is less able to provide independent oversight of the officers if the Chairman of the Board is not independent.

We, therefore, urge shareholders to vote FOR this proposal.

Boston Properties' Statement in Opposition

Our Board of Directors recommends that you vote against this proposal. Our Board of Directors believes that the adoption of a firm policy that our Chairman be an independent director who has not previously served as an executive officer of the Company is unnecessary and would only serve to limit our Board of Directors' flexibility in determining the best candidate to serve as our Chairman. Our stockholders have consistently agreed with our Board of Directors regarding this matter as they considered and rejected an identical proposal at our 2014 annual meeting of stockholders, with approximately 86% of the votes cast against the proposal, as well as nearly identical proposals at each of our 2010 and 2009 annual meetings of stockholders.

Requiring that our Chairman be an independent director is not necessary to ensure that our Board of Directors provides independent and effective oversight of the Company's business and affairs. Such oversight is and will be maintained at the Company through:

- our lead independent director;
- the composition of our Board of Directors, eight of 11 members (or approximately 73%) of which are independent under the NYSE rules;
- the Audit Committee, Compensation Committee and NCG Committee, which are all comprised entirely of independent directors; and
- our Corporate Governance Guidelines.

In order to provide our stockholders with even further reassurance regarding the strong independent oversight exercised by our Board of Directors, our Board of Directors recently amended our Corporate Governance Guidelines to establish a lead independent director role and require that the independent members of our Board of Directors annually select an independent director to serve as our lead independent director. This amendment became effective immediately following the 2014 annual meeting, with Ivan G. Seidenberg selected by our independent directors to serve as our lead independent director. Our lead independent director has well-defined, substantive responsibilities that include, among others:

- presiding at all meetings of our Board of Directors at which the Chairman is not present, including executive sessions of independent directors;
- serving as a liaison between the Chairman and the independent directors;
- approving information sent to our Board of Directors;
- approving meeting agendas and meeting schedules for our Board of Directors to assure that there is sufficient time for discussion of all agenda items;
- having the authority to call meetings of the independent directors of our Board of Directors; and
- if requested by major stockholders, ensuring that he or she is available for consultation and direct communication.

Further, all of our independent directors may suggest the inclusion of items on the agenda for meetings of our Board of Directors or raise subjects that are not on the agenda for that meeting. In addition, our Board of Directors and each committee thereof has complete and open access to any member of management and the authority to retain independent legal, financial and other advisors as they deem appropriate without consulting or obtaining the approval of any member of management. Our Board of Directors also holds regularly scheduled executive sessions of only non-management directors in order to promote discussion among the non-management directors and assure independent oversight of management. Moreover, the Audit Committee, Compensation Committee and NCG Committee, all of which are comprised entirely of independent directors, also perform

[Table of Contents](#)

oversight functions independent of management. Based on this governance structure, our Board of Directors does not believe that mandating an independent chairman provides any additional governance or oversight benefits.

The adoption of a policy requiring that our Chairman be an independent director who has not previously served as an executive officer of the Company would preclude our current Chairman, Mr. Zuckerman, from serving in this role. Mr. Zuckerman co-founded Boston Properties in 1970 and has served on our Board of Directors since the Company's initial public offering in June 1997 and recently completed his transition from Executive Chairman to non-executive Chairman as had been contemplated by the transition benefits agreement we entered into with Mr. Zuckerman as of March 10, 2013. Our Board of Directors has given careful consideration to the appointment of our Chairman and his continued service as a non-executive Chairman and has determined that the Company and our stockholders are best served by having Mr. Zuckerman continue on in this role.

Under Mr. Zuckerman's leadership, the Company has outperformed the S&P 500 Index and the FTSE NAREIT Office Index based on cumulative total return, on both a short-term and long-term basis, as set forth below:

	Cumulative Total Return for the 1-year period from January 1, 2014 through December 31, 2014 ⁽¹⁾	Cumulative Total Return for the 3-year period from January 1, 2012 through December 31, 2014 ⁽¹⁾	Cumulative Total Return for the 5-year period from January 1, 2010 through December 31, 2014 ⁽¹⁾	Cumulative Total Return for the period from the Company's initial public offering through December 31, 2014 ⁽¹⁾
Boston Properties, Inc.	35.51%	46.29%	127.47%	1,081.84%
S&P 500 Index	13.69%	74.60%	105.13%	217.70%
FTSE NAREIT Office Index	25.86%	51.67%	78.23%	388.24%

(1) Assumes the reinvestment of dividends.

This outperformance suggests that the Company has been well served in the past by having Mr. Zuckerman as Chairman, and, as one of our largest individual equityholders, Mr. Zuckerman's interests continue to be uniquely aligned with those of our stockholders.

Our Board of Directors believes that it is in the best interests of the Company and our stockholders for our Board of Directors to retain the flexibility and discretion to conduct the Company's business in the most efficient and effective manner, including the flexibility to determine on a case-by-case basis who is best qualified to serve as our Chairman. According to the Spencer Stuart Board Index 2014, only 28% of the companies in the S&P 500 Index had an independent chairman and only 3% had a formal policy requiring the separation of the chairman and chief executive officer roles, a decrease from 4% in 2013, with the majority of the companies deciding on a case-by-case basis. Implementing the proposal would deprive our Board of Directors of its ability to select the person that it determines has the most effective leadership style and is best qualified to serve as our Chairman and put the Company out of step with, and at a competitive disadvantage to, the vast majority of companies in the S&P 500 Index.

Vote Required

The affirmative vote of the majority of shares present in person or represented by proxy at the meeting and entitled to vote on this proposal is required for adoption of this resolution. Abstentions shall be included in determining the number of shares present and entitled to vote on the proposal, thus having the effect of a vote against the proposal. Broker non-votes, if any, are not counted in determining the number of shares present and entitled to vote and will therefore have no effect on the outcome.

Recommendation

The Board of Directors unanimously recommends a vote AGAINST this proposal. Properly authorized proxies solicited by the Board will be voted AGAINST this proposal unless instructions to the contrary are given.

PROPOSAL 5: STOCKHOLDER PROPOSAL

Proposal

The City of Philadelphia Public Employees Retirement System, Sixteenth Floor, Two Penn Plaza, Philadelphia, PA 19102, as lead filer, and Miami Firefighters' Relief and Pension Fund, 2980 N.W. South River Drive, Miami, FL 33125, as co-filer, beneficial holders of approximately 3,488 and 1,050 shares of common stock of Boston Properties, respectively, have given formal notice that they will introduce the following resolution and supporting statement at the 2015 annual meeting of stockholders:

RESOLVED: Shareholders of Boston Properties, Inc. (the "Company") ask the board of directors (the "Board") to adopt, and present for shareholder approval, a "proxy access" bylaw. Such a bylaw shall require the Company to include in proxy materials prepared for a shareholder meeting at which directors are to be elected the name, Disclosure and Statement (as defined herein) of any person nominated for election to the Board by a shareholder or group (the "Nominator") that meets the criteria established below. The Company shall allow shareholders to vote on such nominee on the Company's proxy card.

The number of shareholder-nominated candidates appearing in proxy materials shall not exceed one quarter of the number of directors then serving. This bylaw, which shall supplement existing rights under the Company's bylaws, should provide that a Nominator must:

- a) have beneficially owned 3% or more of Boston Properties' outstanding common stock continuously for at least three years before the nomination is submitted;
- b) give Boston Properties written notice within the time period identified in the Company's bylaws of the information required by the bylaws and any rules of the Securities and Exchange Commission about (i) the nominee, including consent to being named in the proxy materials and to serving as a director if elected; and (ii) the Nominator, including proof it owns the required shares (the "Disclosure"); and
- c) certify that (i) it will assume liability stemming from any legal or regulatory violation arising out of the Nominator's communications with Boston Properties shareholders, including the Disclosure and Statement; (ii) it will comply with all applicable laws and regulations if it uses soliciting materials other than the Company's proxy materials; and (c) to the best of its knowledge, the required shares were acquired in the ordinary course of business and not to change or influence control at Boston Properties.

The Nominator may submit with the Disclosure a statement not exceeding 500 words in support of the nominee (the "Statement"). The Board shall adopt procedures for promptly resolving disputes over whether notice of a nomination was timely, whether the Disclosure and Statement satisfy the bylaw and any applicable federal regulations, and the priority to be given to multiple nominations exceeding the one-quarter limit.

Proponent's Supporting Statement

We believe long-term shareholders should have a meaningful voice in electing directors. In 2013, this proposal received 64.5% support from shareholders.

We believe shareholders should be able to select their directors from a pool of nominees submitted by the company and qualified shareholders.

We urge shareholders to vote FOR this proposal.

Boston Properties' Statement in Opposition

Our Board of Directors recommends that you vote against this proposal because we believe it has already been implemented. On February 24 2015, our Board of Directors amended our By-laws to adopt "proxy access" provisions with terms consistent with those set forth in this proposal. In particular, the proxy access By-law provisions that we adopted generally permit a stockholder or a group of no

[Table of Contents](#)

more than five stockholders that have held at least 3% of our issued and outstanding common stock for at least three years, with issued and outstanding common units of BPLP counting as issued and outstanding common stock, to include director nominees in our annual meeting proxy materials. These stockholders or groups of stockholders are generally permitted to include nominees for up to 25% of the number of directors then in office, as requested by this proposal. The proxy access By-law provisions that we adopted, including the eligibility, procedural and disclosure requirements contained therein, are more fully described in this proxy statement under “Corporate Governance Principles and Board Matters – Proxy Access By-law Provisions.” Our adoption of these proxy access By-law provisions demonstrates the commitment of our Board of Directors to being responsive to our stockholders.

Because we have adopted proxy access By-law provisions with terms consistent with those set forth in this proposal, we believe we have already implemented this proposal and its adoption is unnecessary.

Vote Required

The affirmative vote of the majority of shares present in person or represented by proxy at the meeting and entitled to vote on this proposal is required for adoption of this resolution. Abstentions shall be included in determining the number of shares present and entitled to vote on the proposal, thus having the effect of a vote against the proposal. Broker non-votes are not counted in determining the number of shares present and entitled to vote and will therefore have no effect on the outcome.

Recommendation

The Board of Directors unanimously recommends a vote AGAINST this proposal. Properly authorized proxies solicited by the Board will be voted AGAINST this proposal unless instructions to the contrary are given.

PROPOSAL 6: STOCKHOLDER PROPOSAL

Proposal

The AFL-CIO Equity Index Fund, beneficial holder of approximately 46,821 shares of common stock of Boston Properties, has given formal notice that it will introduce the following resolution and supporting statement at the 2015 annual meeting of stockholders:

RESOLVED: The shareholders ask the board of directors of Boston Properties to adopt a policy that in the event of a change in control (as defined under any applicable employment agreement, equity incentive plan or other plan), there shall be no acceleration of vesting of any equity award granted to any senior executive officer, provided, however, that the board’s Compensation Committee may provide in an applicable grant or purchase agreement that any unvested award will vest on a partial, pro rata basis up to the time of the named executive officer’s termination, with such qualifications for an award as the Committee may determine.

For purposes of this Policy, “equity award” means an award granted under an equity incentive plan as defined in Item 402 of the SEC’s Regulation S-K, which addresses elements of executive compensation to be disclosed to shareholders. This resolution shall be implemented so as not to affect any contractual rights in existence on the date this proposal is adopted, and it shall apply only to equity awards made under equity incentive plans or plan amendments that shareholders approve after the date of the 2015 annual meeting.

Proponent’s Supporting Statement

Boston Properties (“Company”) allows executives to receive an accelerated award of unearned equity under certain conditions after a change of control of the Company. We do not question that some form of severance payments may be appropriate in that situation. We are concerned, however, that current practices at the Company may permit windfall awards that have nothing to do with an executive’s performance.

[Table of Contents](#)

According to last year's proxy statement, a termination and change in control at the end of fiscal year 2013 could have accelerated the vesting of \$20.3 million worth of long-term equity to four of Boston Properties' senior executive officers, with the former CEO Mortimer B. Zuckerman entitled to \$11 million.

We are unpersuaded by the argument that executives somehow "deserve" to receive unvested awards. To accelerate the vesting of unearned equity on the theory that an executive was denied the opportunity to earn those shares seems inconsistent with a "pay for performance" philosophy worthy of the name.

We do believe, however, that an affected executive should be eligible to receive an accelerated vesting of equity awards on a pro rata basis as of his or her termination date, with the details of any pro rata award to be determined by the Compensation Committee.

Other major corporations, including Apple, Chevron, ExxonMobil, IBM, Intel, Microsoft, and Occidental Petroleum, have limitations on accelerated vesting of unearned equity, such as providing pro rata awards or simply forfeiting unearned awards. Research from James Reda & Associates found that over one third of the largest 200 companies now pro rate, forfeit, or only partially vest performance shares upon a change of control.

We urge you to vote FOR this proposal.

Boston Properties' Statement in Opposition

The Company received substantially the same proposal at its 2014 annual meeting and approximately 52.97% of shares cast were voted in its favor. Although the level of support for the policy put forward by the proponents was barely a majority, the Compensation Committee was responsive to our stockholders and, with the advice of its independent advisor, FPL, undertook a full review of the Company's policy regarding acceleration of vesting upon a change of control and engaged with investors to better understand their concerns. As a result of that process, the Compensation Committee decided to modify time-based equity awards made in 2015 or later to include "double-trigger" vesting, meaning that if there is a "change of control" (as defined in the Company's 2012 Stock Option and Incentive Plan) and the awards are not otherwise cancelled in connection with the change of control transaction, they only become fully vested if, within 24 months after the change of control, the executive's employment is terminated by the Company or its successor without "cause" or the executive resigns for "good reason." Our Board of Directors believes that the change from single-trigger to double-trigger vesting addresses investors' main concern, removes potential disincentives for executives to pursue a change of control transaction that would benefit stockholders and brings our policy regarding acceleration of vesting upon a change of control in line with current best practice. Therefore, the Board of Directors unanimously recommends a vote AGAINST the proposed resolution for the reasons explained below.

The stockholder proposal approved at the 2014 annual meeting (i) only called for changes to equity awards made to NEOs under future equity incentive plans or plan amendments that stockholders approve, and (ii) did not require that it be implemented to affect existing contractual rights. However, the Compensation Committee decided to make the change **effective immediately**, and those senior officers, including our Chief Executive Officer, who are entitled to single-trigger vesting under their employment agreements, have **agreed to be subject** to the new policy. The Compensation Committee believes that this demonstrates its and management's responsiveness and that, therefore, it is unnecessary for stockholders to vote in favor of this proposal.

[Table of Contents](#)

The Compensation Committee believes that the Company's new policy, including double-trigger vesting for time-based equity awards, is appropriate. The policy put forward by the proponents, however, would only allow for vesting on a partial, *pro rata* basis even if an executive's employment was terminated in connection with the change of control. The Compensation Committee believes that adopting it would not be in line with practice for the vast majority of public companies or among the Company's peers and is inadvisable because three key objectives of the Company's policy, as revised, would be undermined:

- **Aligning executives' interests with stockholders' interests.** When a change of control may be imminent, it is important to ensure that executives have the same incentive as stockholders to maximize stockholder value. This alignment will be weakened if, following a change of control, executives stand to lose a significant portion of the value of their equity awards.
- **Minimizing conflicts of interest.** In the context of a potential change of control, lack of protection in the value of unvested awards could distract executives or contribute to their leaving the Company before a transaction is completed. Double-trigger vesting of time-based equity awards lessens those risks and is sufficient to prevent executives from receiving a windfall by compensating them only if their employment is terminated.
- **Attracting and retaining talent.** Equity awards help us attract and retain talented individuals with the skills and expertise necessary to lead the Company. We believe that our ability to grant time-based awards with double-trigger vesting and performance-based awards where vesting is based on the measurement of performance as of the date of a change of control is important to attracting and retaining executives who can create value for our stockholders.

The stockholder proposal seeks to create a policy that the Board of Directors believes would unwisely restrict the Company's ability to structure our executive compensation program. It would prohibit time-based equity awards with double-trigger vesting, which are widely seen as entirely appropriate and best practice. Moreover, in response to feedback from investors, in recent years the Company has shifted increasing portions of total annual compensation for our senior executives toward performance-based equity awards that use total stockholder return ("TSR") as the key metric. The purpose of performance-based equity awards is to make part of our executives' pay "at-risk compensation" that is earned only if and to the extent that they create value for stockholders. If they do so in connection with a change of control, limiting the amount of compensation they can earn would seem to undermine legitimate expectations because (i) the metrics underlying a performance-based award may no longer be measurable or meaningful following a change of control if the structure, capitalization and strategy of the successor entity are different, and (ii) executives may no longer have the same ability to influence performance following a change of control.

Our MYLTIP awards provide that their value will be calculated based on the Company's relative TSR performance up to the date of a change of control (measured against the relevant hurdles), with any awards that are earned based on performance becoming vested as of that date. The Compensation Committee believes this is appropriate because executives would not otherwise have the opportunity to earn their awards over their term and participate in the creation of stockholder value above the selected benchmarks. Executives should be able to earn up to the full potential value of their MYLTIP awards if stockholders realize sufficient value upon a change of control. Under the policy put forward by the proponents, however, even though a change of control transaction delivered such a premium that MYLTIP awards would be earned at the maximum level, if the transaction occurred half-way through the performance period and a senior executive were terminated, only half of his or her award would be earned. The Compensation Committee does not believe such a policy to be in the best interests of the Company or our stockholders.

Vote Required

The affirmative vote of the majority of shares present in person or represented by proxy at the meeting and entitled to vote on this proposal is required for adoption of this resolution. Abstentions shall be

[Table of Contents](#)

included in determining the number of shares present and entitled to vote on the proposal, thus having the effect of a vote against the proposal. Broker non-votes are not counted in determining the number of shares present and entitled to vote and will therefore have no effect on the outcome.

Recommendation

The Board of Directors unanimously recommends a vote AGAINST this proposal. Properly authorized proxies solicited by the Board will be voted AGAINST this proposal unless instructions to the contrary are given.

CERTAIN RELATIONSHIPS AND RELATED PERSON TRANSACTIONS

The Board of Directors has adopted a Related Person Transaction Approval and Disclosure Policy for the review, approval or ratification of any related person transaction. This written policy provides that all related person transactions, other than a transaction for which an obligation to disclose under Item 404 of Regulation S-K (or any successor provision) arises solely from the fact that a beneficial owner of more than 5% of a class of the Company's voting securities (or an immediate family member of any such beneficial owner) has an interest in the transaction, must be reviewed and approved by a majority of the disinterested directors on our Board of Directors in advance of us or any of our subsidiaries entering into the transaction; provided that, if we or any of our subsidiaries enter into a transaction without recognizing that such transaction constitutes a related person transaction, the approval requirement will be satisfied if such transaction is ratified by a majority of the disinterested directors on the Board promptly after we recognize that such transaction constituted a related person transaction. Disinterested directors are directors that do not have a personal financial interest in the transaction that is adverse to our financial interest or that of our stockholders. The term "related person transaction" refers to a transaction required to be disclosed by us pursuant to Item 404 of Regulation S-K (or any successor provision) promulgated by the SEC. For purposes of determining whether such disclosure is required, a related person will not be deemed to have a direct or indirect material interest in any transaction that is deemed to be not material (or would be deemed not material if such related person was a director) for purposes of determining director independence pursuant to the Company's categorical standards of director independence. Please refer to the categorical standards under "*Director Independence*" beginning on page 5 of this proxy statement.

Prior to joining the Company effective January 2, 2014, Mr. John F. Powers provided commercial real estate brokerage services to the Company, on behalf of his prior employer, CBRE, Inc., in connection with certain leasing transactions. Mr. Powers received approximately \$1.2 million during 2014 and is expected to receive approximately \$350,000 in 2015 in the form of residual payments related to these transactions.

Since January 1, 2014, the Company has paid a firm controlled by Mr. Raymond A. Ritchey's brother aggregate leasing commissions of approximately \$780,000. Given current leasing activity, the Company expects to pay additional commissions to this firm during 2015. Mr. Ritchey is an Executive Vice President of Boston Properties. The Company believes the terms of the related agreements are comparable to, and in most cases more favorable to us than, similar arrangements with other brokers in relevant markets.

On June 30, 1998, we acquired from entities controlled by Mr. Alan B. Landis a portfolio of properties known as the Carnegie Center Portfolio and Tower Center One and related operations and development rights (collectively, the "Carnegie Center Portfolio"). Mr. A. Landis is the brother of Mr. Mitchell S. Landis, our former Senior Vice President and Regional Manager of our Princeton office. Mr. M. Landis' employment with us terminated on March 31, 2014. In connection with the acquisition of the Carnegie Center Portfolio, the Operating Partnership entered into a development agreement (the "Development Agreement") with affiliates of Mr. A. Landis providing for up to approximately 2,000,000 square feet of development in or adjacent to the Carnegie Center office complex. One affiliate of Mr. A. Landis was entitled to a purchase price for each parcel developed under the Development

[Table of Contents](#)

Agreement calculated on the basis of \$20 per rentable square foot of property developed. Another affiliate of Mr. A. Landis was eligible to earn a contingent payment for each developed property that achieves a stabilized return in excess of a target annual return ranging between 10.5% and 11%. The Development Agreement also provided that upon negotiated terms and conditions, we and Mr. A. Landis would form a development company to provide development services for these development projects and would share the expenses and profits, if any, of this new company.

On October 21, 2004, the Operating Partnership and Mr. A. Landis entered into an agreement (the "2004 Agreement") to modify several provisions of the Development Agreement. Under the terms of the 2004 Agreement, the Operating Partnership and affiliates of Mr. A. Landis amended the Development Agreement to limit the rights of Mr. A. Landis and his affiliates to participate in the development of properties under the Development Agreement. Among other things, Mr. A. Landis agreed that (1) Mr. A. Landis and his affiliates will have no right to participate in any entity formed to acquire land parcels or the development company formed by the Operating Partnership to provide development services under the Development Agreement, (2) Mr. A. Landis will have no right or obligation to play a role in development activities engaged in by the development company formed by the Operating Partnership under the Development Agreement or receive compensation from the development company and (3) the affiliate of Mr. A. Landis will have no right to receive a contingent payment for developed properties based on stabilized returns. In exchange, we agreed to:

- effective as of June 30, 1998, pay Mr. A. Landis \$125,000 on January 1 of each year until the earlier of (A) January 1, 2018, (B) the termination of the Development Agreement or (C) the date on which all development properties under the Development Agreement have been conveyed pursuant to the Development Agreement, with \$750,000, representing payments of this annual amount from 1998 to 2004, being paid upon execution of the 2004 Agreement; and
- pay an affiliate of Mr. A. Landis, in connection with the development of land parcels acquired under the Development Agreement, an aggregate fixed amount of \$10.50 per rentable square foot of property developed (with a portion of this amount (*i.e.*, \$5.50) being subject to adjustment, in specified circumstances, based on future increases in the Consumer Price Index) in lieu of a contingent payment based on stabilized returns, which payment could have been greater or less than \$10.50 per rentable square foot of property developed.

The Operating Partnership also continues to be obligated to pay an affiliate of Mr. A. Landis the purchase price of \$20 per rentable square foot of property developed for each land parcel acquired as provided in the original Development Agreement. During the 20-year term of the Development Agreement, until such time, if any, as the Operating Partnership elects to acquire a land parcel, an affiliate of Mr. A. Landis will remain responsible for all carrying costs associated with such land parcel.

Pursuant to the Development Agreement, as amended by the 2004 Agreement, we paid Mr. A. Landis \$125,000 on each of January 1, 2014 and January 1, 2015. On November 12, 2014, we acquired from Mr. A. Landis 804 Carnegie Center, a land parcel located in Princeton, New Jersey, for a purchase price of approximately \$3.7 million.

OTHER MATTERS

Expenses of Solicitation

The cost of solicitation of proxies will be borne by Boston Properties. In an effort to have as large a representation at the annual meeting as possible, special solicitation of proxies may, in certain instances, be made personally or by telephone, telegraph or mail by one or more employees of Boston Properties. We also may reimburse brokers, banks, nominees and other fiduciaries for postage and reasonable clerical expenses of forwarding the proxy material to their principals who are beneficial owners of shares of our common stock. In addition, MacKenzie Partners, Inc., a proxy solicitation firm, has been engaged by Boston Properties to act as proxy solicitor and will receive a fee of \$7,500 plus reimbursement of reasonable out-of-pocket expenses.

Stockholder Proposals for the 2016 Annual Meeting

Any stockholder proposals submitted pursuant to Exchange Act Rule 14a-8 for inclusion in Boston Properties' proxy statement and form of proxy for its 2016 annual meeting must be received by Boston Properties on or before December 4, 2015 in order to be considered for inclusion in its proxy statement and form of proxy. Such proposals must also comply with the requirements as to form and substance established by the SEC if such proposals are to be included in the proxy statement and form of proxy. Any such proposal should be mailed to: Boston Properties, Inc., 800 Boylston Street, Suite 1900, Boston, Massachusetts 02199-8103, Attn.: Secretary.

In order for an eligible stockholder or group of stockholders to nominate a director nominee for election at Boston Properties' 2016 annual meeting pursuant to the proxy access provision of our By-laws, notice of such nomination and other required information must be received by Boston Properties on or before December 4, 2015 unless our 2016 annual meeting of stockholders is scheduled to take place before April 19, 2016 or after July 18, 2016. Our By-laws state that such notice and other required information must be received by Boston Properties not less than 120 days prior to the anniversary of the date of the proxy statement for the prior year's annual meeting of stockholders; provided, however, that in the event the annual meeting is scheduled to be held on a date more than 30 days before the anniversary of the date of the immediately preceding annual meeting, or the annual meeting anniversary date, or more than 60 days after the annual meeting anniversary date, or if no annual meeting was held in the preceding year, the deadline for the receipt of such notice and other required information shall be the close of business on the later of (i) the 180th day prior to the scheduled date of such annual meeting or (ii) the 15th day following the day on which public announcement of the date of such annual meeting is first made.

In addition, our By-laws require the eligible stockholder or group of stockholders to update and supplement such information (or provide notice stating that there are no updates or supplements) as of specified date. Notices and other required information must be received by our Secretary at our principal executive office, which is currently Boston Properties, Inc., 800 Boylston Street, Suite 1900, Boston, Massachusetts 02119-8103.

Stockholder proposals to be presented at Boston Properties' 2016 annual meeting, other than stockholder proposals submitted pursuant to Exchange Act Rule 14a-8 for inclusion in Boston Properties' proxy statement and form of proxy for its 2016 annual meeting or submitted pursuant to the proxy access provision of our By-laws, must be received in writing at our principal executive office not earlier than January 20, 2016, nor later than March 5, 2016, unless our 2016 annual meeting of stockholders is scheduled to take place before April 19, 2016 or after July 18, 2016. Our By-laws state that the stockholder must provide timely written notice of such proposal or a nomination and supporting documentation as well as be present at such meeting, either in person or by a representative. A stockholder's notice shall be timely received by Boston Properties at its principal executive office not less than seventy-five (75) days nor more than one hundred twenty (120) days prior to the annual meeting anniversary date; provided, however, that in the event the annual meeting is scheduled to be held on a date more than thirty (30) days before the annual meeting anniversary date or more than sixty (60) days after the annual meeting anniversary date, a stockholder's notice shall be timely if received by Boston Properties at its principal executive office not later than the close of business on the later of (1) the seventy-fifth (75th) day prior to the scheduled date of such annual meeting or (2) the fifteenth (15th) day following the day on which public announcement of the date of such annual meeting is first made by Boston Properties. Proxies solicited by our Board of Directors will confer discretionary voting authority with respect to these proposals, subject to SEC rules and regulations governing the exercise of this authority. Any such proposals must be received by our Secretary at our principal executive office, which is currently Boston Properties, Inc., 800 Boylston Street, Suite 1900, Boston, Massachusetts 02119-8103.

Adjusted Net Debt to Combined EBITDA Reconciliation

	Years ended December 31, (dollars in thousands)	
	2014	2013
Net income attributable to Boston Properties, Inc. (BXP) common stockholders	\$ 433,111	\$ 741,754
Add:		
Preferred dividends	10,500	8,057
Net income attributable to noncontrolling interests	82,446	91,629
Interest expense	455,743	446,880
Losses (gains) from early extinguishments of debt	10,633	(122)
Depreciation and amortization	628,573	560,637
Impairment loss	—	8,306
Less:		
Discontinued operations	—	137,792
Gains on sales of real estate	168,039	—
Interest and other income	8,765	8,310
Gains from investments in securities	1,038	2,911
Gains on consolidation of joint ventures	—	385,991
Income from unconsolidated joint ventures	12,769	75,074
EBITDA	1,430,395	1,247,063
Unconsolidated joint venture EBITDA	45,116	107,527
Combined EBITDA	<u>\$ 1,475,511</u>	<u>\$ 1,354,590</u>
Total Consolidated Debt	\$ 9,906,984	\$11,341,508
BXP's share of unconsolidated joint venture debt	351,500	329,188
Total Combined Debt	10,258,484	11,670,696
Less:		
Cash & cash equivalents	1,763,079	2,365,137
Net Debt	8,495,405	9,305,559
Less:		
Restricted cash held in escrow for 1031 exchanges	433,794	—
Add:		
Special dividend payable	769,790	384,517
Adjusted Net Debt	<u>\$ 8,831,401</u>	<u>\$ 9,690,076</u>
Combined EBITDA	\$ 1,475,511	\$ 1,354,590
Adjusted Net Debt to Combined EBITDA	6.0	7.2

Adjusted net debt to combined EBITDA is a non-GAAP financial measure. A reconciliation of the components of adjusted net debt to combined EBITDA to the most directly comparable GAAP financial measures is set forth above. We present this ratio because it provides management, investors and others with additional means of evaluating our overall financial flexibility, capital structure and leverage.



q IF YOU HAVE NOT VOTED VIA THE INTERNET OR TELEPHONE, FOLD ALONG THE PERFORATION, DETACH AND RETURN THE BOTTOM PORTION IN THE ENCLOSED ENVELOPE. q

Proxy

BOSTON PROPERTIES, INC.

THIS PROXY IS SOLICITED ON BEHALF OF THE BOARD OF DIRECTORS

FOR THE ANNUAL MEETING OF STOCKHOLDERS TO BE HELD ON MAY 19, 2015

The undersigned hereby appoints Douglas T. Linde and Frank D. Burt, and each of them, as proxies for the undersigned, each with the power to appoint his substitute, and hereby authorizes them to attend the Annual Meeting of Stockholders of Boston Properties, Inc. (the "Annual Meeting") to be held at 399 Park Avenue, 13th Floor, New York, NY 10022 on May 19, 2015 at 10:00 a.m., Eastern Time, and at any adjournments or postponements thereof, to vote, as designated on the reverse side, all of the shares that the undersigned is entitled to vote at the Annual Meeting and otherwise to represent the undersigned with all of the powers the undersigned would possess if personally present at the Annual Meeting. The undersigned hereby acknowledges receipt of the Notice of Annual Meeting of Stockholders, the Proxy Statement and the Annual Report to Stockholders and revokes any proxy heretofore given with respect to the Annual Meeting.

THIS PROXY, WHEN PROPERLY EXECUTED, WILL BE VOTED AS DIRECTED HEREIN. UNLESS DIRECTION IS GIVEN TO THE CONTRARY, THIS PROXY WILL BE VOTED "FOR" ALL NOMINEES FOR DIRECTOR, "FOR" PROPOSALS 2 AND 3, AND "AGAINST" PROPOSALS 4, 5 AND 6. IN THEIR DISCRETION, THE PROXIES ARE AUTHORIZED TO VOTE ON SUCH OTHER MATTERS THAT ARE PROPERLY BROUGHT BY OR AT THE DIRECTION OF THE BOARD OF DIRECTORS BEFORE THE ANNUAL MEETING AND AT ANY ADJOURNMENTS OR POSTPONEMENTS THEREOF, INCLUDING WHETHER OR NOT TO ADJOURN THE ANNUAL MEETING. THIS PROXY ALSO CONFERS DISCRETIONARY AUTHORITY ON THE PROXIES TO VOTE WITH RESPECT TO THE ELECTION OF ANY INDIVIDUAL AS DIRECTOR WHERE ONE OR MORE NOMINEES ARE UNABLE TO SERVE, OR FOR GOOD CAUSE WILL NOT SERVE, AND WITH RESPECT TO MATTERS INCIDENTAL TO THE CONDUCT OF THE ANNUAL MEETING.

PLEASE MARK, SIGN AND DATE AND RETURN PROMPTLY, OR VOTE BY TELEPHONE OR INTERNET.

THIS PROXY IS CONTINUED ON REVERSE SIDE

Please sign exactly as name appears hereon. Joint owners should each sign. Executors, administrators, trustees, guardians or other fiduciaries should give full title as such. If signing for a company or partnership, please sign in full company or partnership name by a duly authorized officer or partner.

Date (mm/dd/yyyy) — Please print date below.

Signature 1 — Please keep signature within the box.

Signature 2 — Please keep signature within the box.

/ /

--

--

IF VOTING BY MAIL, YOU MUST COMPLETE BOTH SIDES OF THIS CARD.